



CIO Special

September 27, 2024

Authors:
Deepak Puri, CFA®
Chief Investment Officer Americas

Wolf Kisker
Senior Capital Market Strategist

Shreenidhi Jayaram
Investment Strategist

U.S. Election: America goes to the polls

Key takeaways

- The economy, inflation, geopolitical concerns, reproductive rights and immigration controls are the leading issues that will decide the outcome of this election.
- Despite short-term volatility in markets around election season, the performance of the S&P 500 is agnostic to whichever party takes control of the White House and in recent history, the index has never declined during a presidential re-election year.
- Highly regulated industries such as healthcare, energy and financials may experience more volatility during election season; policies surrounding tax cuts and increased child tax credits can positively impact consumer discretionary and technology sectors; a climate and green energy focused agenda and complementary policies could be tailwinds for the renewables sector.

01 Setting the stage: Where are we now?

02 Introducing the Democratic and Republican candidates

03 A closer look into the six key swing states

04 Market performance: What's the crystal ball saying

05 Policy levers

06 Sector implications

07 Conclusion

01 Setting the stage: Where are we now?

On both the Democratic and Republican fronts, there have been a significant number of developments over the last couple of months. On the Democratic side, President Biden dropped out of the race and Vice-President Harris is now at the forefront of the Democratic ticket with Tim Walz as the VP pick. On the Republican side, we have former President Trump as the presidential nominee and JD Vance as the Vice President. With less than 40 days remaining on the lead up to election day, both parties have doubled down on their campaign efforts as they race to cement their support especially in the closely contested swing states. Key takes surrounding inflation, fiscal deficit, cultural ideologies and foreign affairs will continue to shape the narrative for the race.

Figure 1: Preview of the political calendar

Key Dates (2024-2025)	Event
October 1 st	Vice-President Debate in NYC
November 5 th	Election Day
December 11 th	States issue Certificates of Ascertainment for election results
December 17 th	Electors meet in state capitols and vote for President, VP
January 3 rd	New Congress sworn-in
January 6 th	Congress certifies Presidential election
January 20 th	Presidential Inauguration

Source: RealClearPolitics. Data as of September 2024.



Please use the QR code to access a selection of other Deutsche Bank CIO reports (www.deutschewealth.com).



Figure 2: Issues most important to U.S. voters

Issues	% Breakdown
The Economy	22.0%
Abortion	15.0%
Immigration	12.0%
State of Democracy/Corruption	8.0%
Inflation and living cost	6.0%
Character/competence of candidate	6.0%
Foreign policy	3.0%
The Middle East	2.0%

Looking ahead to the 119th congress in 2025

The base expectation is for a divided government (i.e. when one party does not control both the White House and one or both houses of Congress) with 50-50 odds for a Trump-Harris victory. The odds for a Republican sweep in congress stands at around a 25% with a lower probability for a democratic sweep. We are unlikely to see major transformative legislations passed under a divided congress but issues that require bipartisan negotiations and agreements (i.e. immigration, energy permitting reform, China and supply chain issues) would benefit from a divided congress.

Given that the U.S. federal budget deficit has been growing, the presidential candidates would need to effectively address their plans for managing the budget. Going into 2025, if elected for President, Trump may support a full extension of the 2017 Tax Cuts and Jobs Act with partial fiscal offsets while Harris may preserve tax cuts to the middle class while putting additional tax on the wealthy and reverting back to a higher corporate tax rate. Ultimately, the economic policies and proposed measures of both candidates are likely to add to the widening fiscal deficit although a higher deficit is expected under a Trump presidency (appendix, figure 9).

Looking at the house and senate – out of the 435 house seats that are available, current consensus forecast points to 206 being allocated to Democrats, 207 to Republicans with 22 seats being a toss-up (out of which 9 are Democratic seats and 13 are Republican seats). Coming down to the Senate, 34 out of the 100 seats are up for re-election. Currently, the Democrats control the Senate 51-49 and 28 of the Democrat and 38 of the Republican seats are not up for re-election (appendix, figure 12).

Figure 3: Implied probabilities for Congress

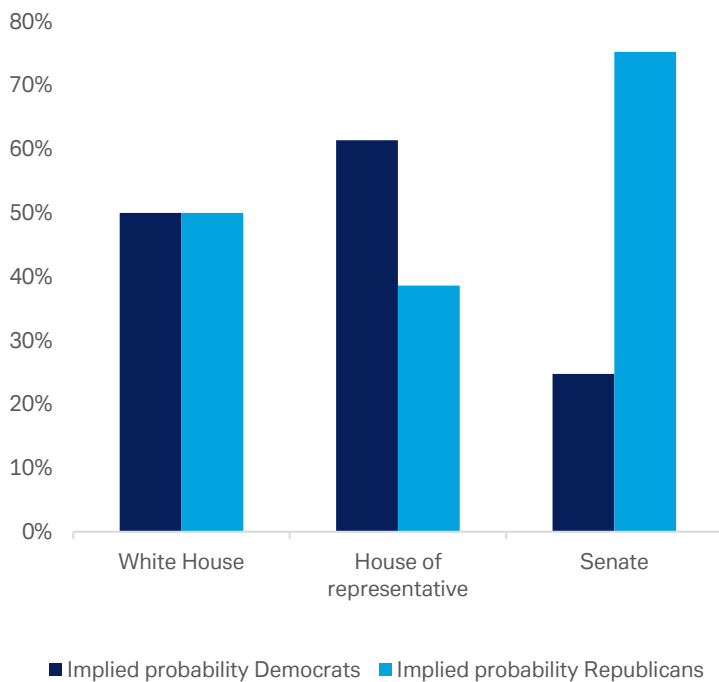
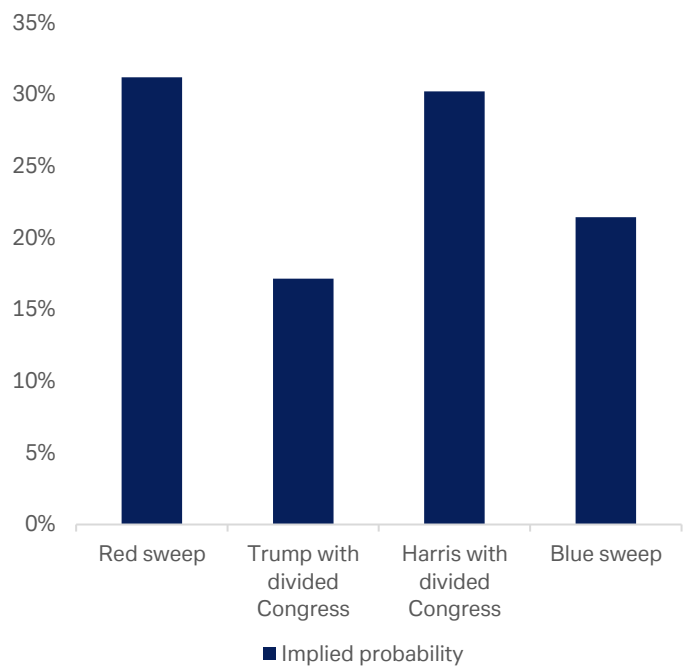


Figure 4: Government breakdown probabilities



Source: Consensus Polls, New York Times/Siena college polls of 1,695 voters, Polymarket, Deutsche Bank AG. Data as of September 2024.



02 Introducing the Democratic and Republican candidates

The Democratic Ticket: Harris-Walz

There has been higher enthusiasm and greater consolidation of the Democratic base ever since Kamala Harris had been nominated as the presidential nominee. With Tim Walz as the Vice-President pick, there is a greater chance of a bipartisan appeal helping consolidate the base even further. Walz' pragmatic and liberal views along with his government expertise would be helpful in the blue wall swing states across Michigan, Wisconsin and Pennsylvania.

Despite the positive momentum and traction that the Harris campaign has gained so far, many challenges still remain from now leading into election season. Recently nominated to the race, Vice President Harris would need to clearly clarify her position on domestic and foreign policies and create clear boundaries between her past experiences as a liberal senator to now supporting more moderate policies.

Overall, the Harris-Walz ticket is based on creating a 'Care' economy (appendix, figure 10) from 'Day one' and extending many of Biden's Build Back Better plan initiatives

Democratic Key policy levers: Reproductive rights, project 2025, message of 'hope' and 'joy', choice election

The Republican Ticket: Trump-Vance

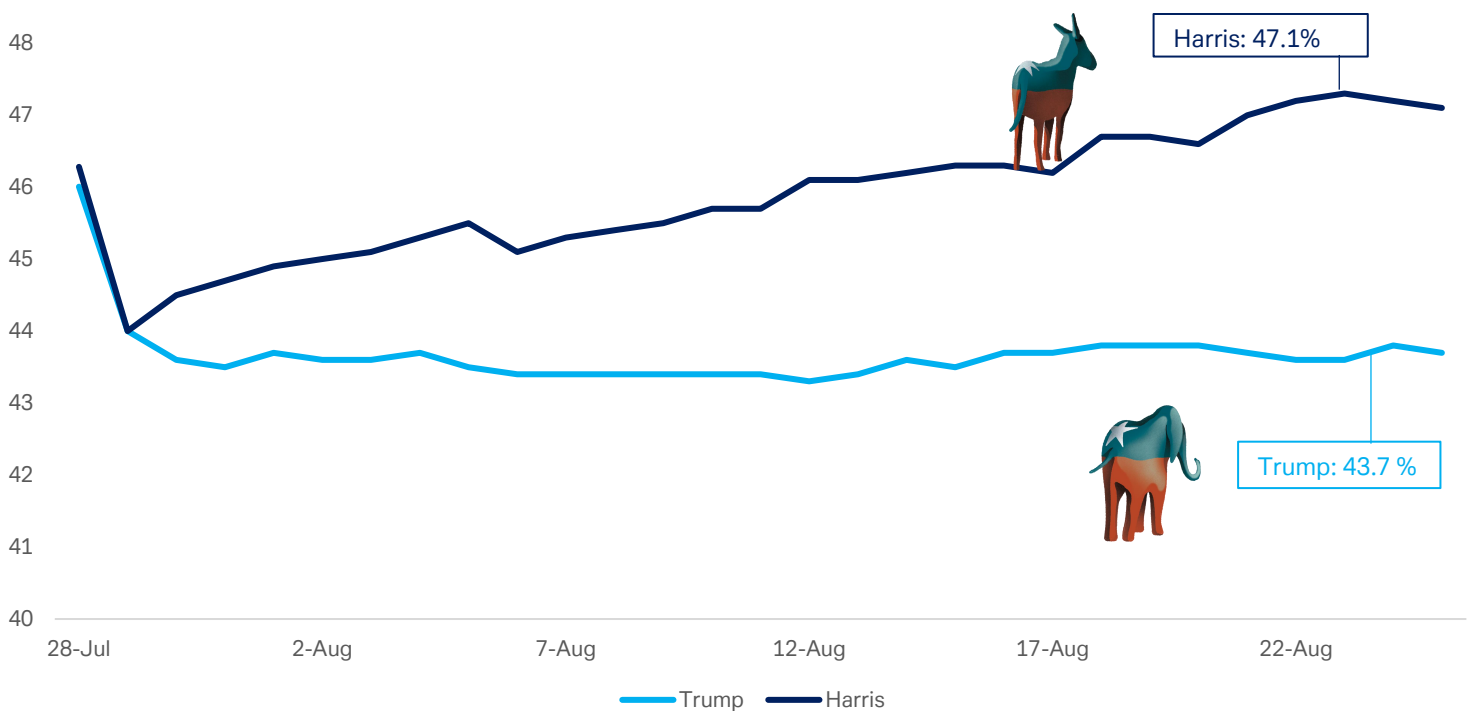
From former President Trump's most recent speech at the Republican National Convention, there has been a noticeable shift from a 'divide' based stance to a 'unity' based stance. Given that JD Vance mirrors a lot of Trump's policies, the 'America First' approach is further reinforced with the Trump-Vance ticket. However, Vance does not bring a key swing state advantage as Trump has already had a strong foothold in many of the key swing states. However, Vance's appeal to the younger millennial voters on issues such as housing and upward mobility may create further momentum for the Republican ticket.

Trump's intended extension of individual tax cuts and his policies surrounding eliminating taxes on social security benefits poses the risk of higher deficit and adding more debt – despite his announced intentions to reduce federal debt.

Overall, the Trump-Vance ticket is expected to create stricter control on illegal immigration, use deregulation and focus on imposing tariffs to maintain domestic competitiveness.

Republican Key policy levers: Immigration control, revive American middle class (rural/industrial regions) economy, 'America First' agendas, referendum election.

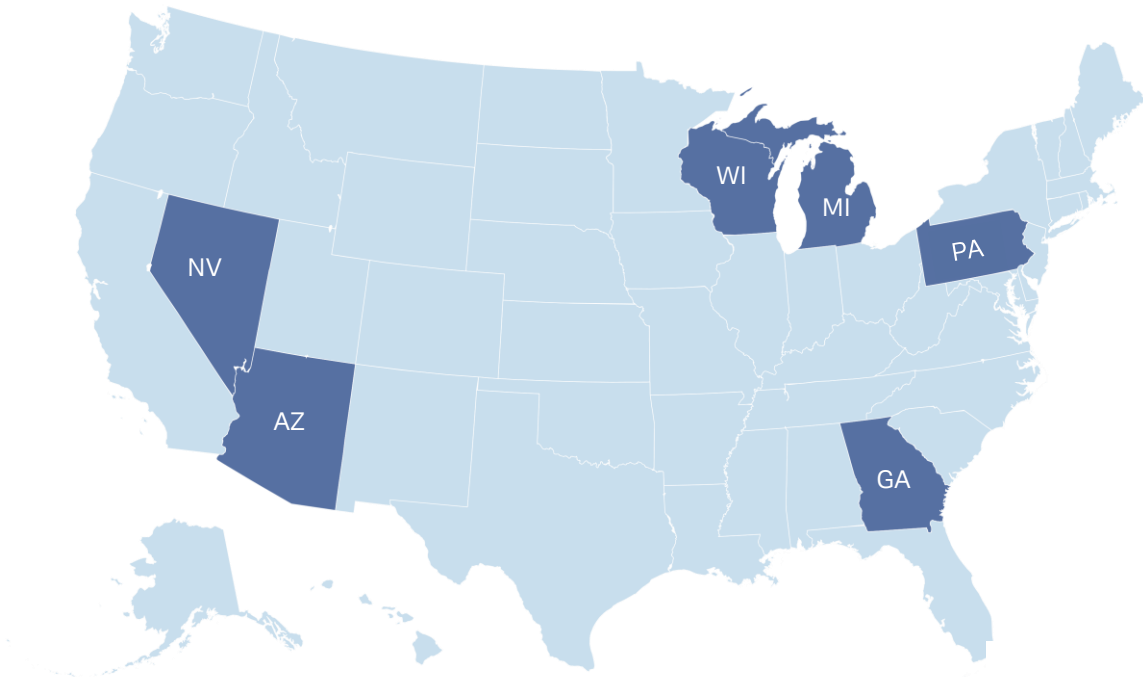
Figure 5: Recent Polls between Harris and Trump



Source: FiveThirtyEight. Data as of September 26, 2024.



03 A closer look into the six key swing states



Nevada (NV)

6 seats, **Harris +0.2%**

High unemployment rate (>5.1%), lesser regulations under Trump seen as appealing and affordable housing is a key lever. Latino voters to be a key demographic.



Michigan (MI)

15 seats, **Harris: 1.7%**

Key issues surrounding the Israel-Gaza conflict weigh heavily on the sentiment of voters. Arab-American and working-class white voters are a key demographic.



Arizona (AZ)

11 seats, **Trump: +1.6%**

Immigration rights and abortion access take center stage in Arizona as it is a border state. Diverse group of voters given the notable population growth in AZ.



Wisconsin (WI)

10 seats, **Harris: +1.0%**

Third-party candidates, independent voters can sway voting in Wisconsin and economy and abortion rights are seen as key issues. Working class white voters to be a key demographic.



Georgia (GA)

16 seats, **Trump: +1.7%**

Preserving demography, reducing inflation and immigration are key issues in this state. African-American voters to be a key demographic in the state.



Pennsylvania (PA)

19 seats, **Harris: +0.7%**

Prices of groceries in PA have risen faster than any other state and the state of the economy continues to be a major concern in PA. Working class white voters to be a key demographic.

Source: Deutsche Bank AG. Data as of September 26, 2024



04 Market performance: What is the crystal ball saying?

Recessions

Recessions (or the lack of one) have usually defined presidential election winners in the past. If there is no recession two years before an election, the incumbent president goes on to win the election. If there was a recession two years before the election (with the most recent example being under former President Trump), the incumbent president does not get re-elected (appendix, figure 11).

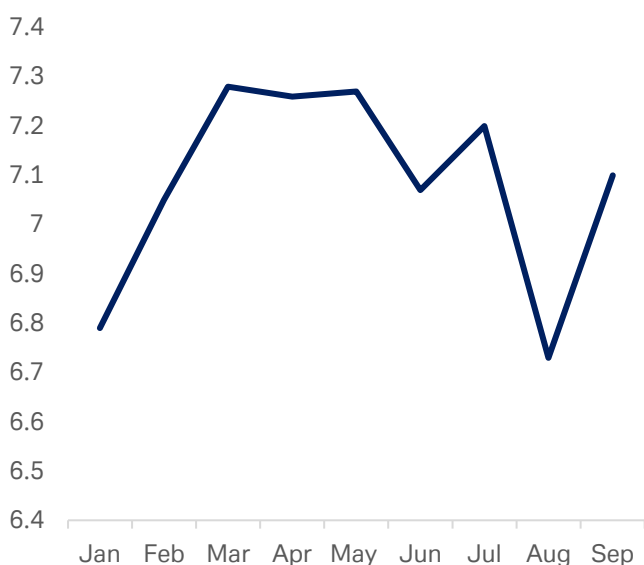
The current administration has taken a number of actions to keep the U.S. out of a recession. There has been accelerated fiscal spending on IRA related infrastructure to spur economic activity and tranches of student loan cuts to increase disposable income leading to higher consumer discretionary spending. The Biden administration has also been making efforts towards keeping gasoline prices low by releasing oil from strategic petroleum reserves. Additionally, there have been efforts to minimize liquidity drain by creating more borrowing on the short-end of the treasury curve.

Misery Index

Inflation and unemployment rates tend to be key predictors of election outcomes, with the index predicting 15 out of the 16 presidential election winners in the past. Based on historical election outcomes since 1980, if the Misery Index is below 7.353 in October prior to the election, the incumbent president (in our case, Kamala Harris) has a good chance of winning. The misery index currently stands below the threshold level.

The next key data points to monitor for the misery index prior to the election would be the CPI report from October 10th (inflation read for September) and the Nonfarm Payroll report from Nov 1st (unemployment rate for October).

Figure 6: U.S. Misery Index 2024



Source: LSEG Datastream. Data as of September 2024.

VIX Index

Steeper VIX index readings are seen around election season fluctuating in line with the Economic Policy Uncertainty Index. When the VIX peaks in July or August prior to election in November, the incumbent party has usually gone on to win the election. However, post election, the VIX has always moved lower regardless of election outcome.

Figure 7: VIX Index

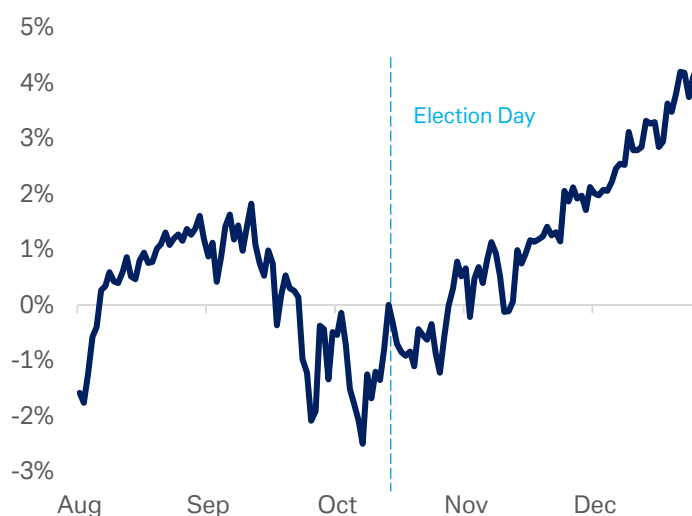


Source: LSEG Datastream. Data as of September 2024.

Equity Market Performance Index

On average, the S&P 500 gains an average of 2.5 ppts lower in the year leading up to the presidential election, registering a slight underperformance compared to a non-election year. Historically, based on election year market returns data between 1980 – 2020, markets rally post election leading into inauguration day after the notable pre-election underperformance arising from market uncertainties.

Figure 8: Election year equities markets performance



Source: FactSet. Data as of September 2024.



05 Policy Levers

Macroeconomic

Republicans: Republicans would focus on deregulating the economy and creating a positive fiscal impulse from tax extensions. Trump would potentially replace Powell which may lead to unpredictable Fed policy shifts.

Democrats: Democrats would potentially create a negative fiscal impulse from tax cut expirations and maintain the status quo on Fed policies. President Harris is likely to build upon Biden's Build Back Better plan and there would be extended support for Child Tax Credits, etc.

Fiscal Policy

Republicans: Full extension(USD3.3tn) of 2017 Tax Cuts and Jobs Act (TCJA) with partial fiscal offsets under the Republican administration. A Trump presidency could lead to further extension of tax cuts which could contribute to a widening of the existing fiscal deficit. However, there would be checks and balances in place to make sure that taxes would still be constrained to a specific budget.

Democrats: There could be partial extension of the tax cuts and partial offsets from modest high-end taxes. Similar to Biden's tax policies, Harris is most likely to focus on preserving tax cuts to the middle class while putting additional taxes on corporations and the wealthy. However, this would depend on the divide of Congress – even if Democrats were able to win both House and Senate, they would need to gain traction in the heavily conservative states in order to be able to enact these policies.

Trade and Tariffs

Republicans: There could be higher risk of increased tariffs against China and modest risks against global tariffs. If Trump were to become president, India might benefit more from the migration of supply chains out of China. Mega-cap stocks may be impacted with higher tariffs given the extra costs that would arise from relocation and Chinese retaliation against these control measures.

Democrats: Vice-President Harris is more likely to maintain current tariffs against China while orchestrating further targeted export controls on select Chinese sectors. In her most recent address, Harris stated that 'America – not China- wins the competition for the 21st century' and re-iterated America's commitment to global leadership in AI and other emerging technologies.

Overall, regardless of a Democratic or Republican president, there could be a reversal in long-held minimal restriction focused trade in an effort to pivot towards establishing and upholding a competitive U.S. position in global technology developments. While a Democratic and Republican president may differ in the amount of tariffs they may impose, it is likely that we will see more strategic tariffs to strengthen the domestic economy.

Cultural Ideologies

Republicans: Core Republican party ideologies revolve around individual freedom, free market economics and lower taxes. There is potential for renewed focus on illegal immigration and undocumented border crossings under Trump. There would be a more conservative take on key issues surrounding abortion and gender ideologies.

Democrats: Under a Democratic administration, there would be further advancement of reproductive rights, right to vote and overall, a more liberal approach to social matters. They are more likely to support immigration reform and electoral reform given that social equality, civil liberties and a mixed capitalist economies are key pillars of the democrats' ideology.

Foreign Policy

Republicans: Under a Trump presidency, there would potentially be more of a "America first" unilateralism focus which would entail more resources being directed towards domestic job growth as opposed to foreign outsourcing. There might be lesser funding available to Ukraine and lesser support for NATO. There could be a potential for higher military funding available to Israel and continued diplomatic alliances with the country.

Democrats: If Democrats retain control of the White House, they are expected to build upon their existing multilateralism co-operation with other nations and there would be continued support for Ukraine and Taiwan. Vice-president Harris is likely to follow in Biden's footsteps and continue to support Israel by providing arms while requesting for a ceasefire in the Middle East. Additionally, there would be ongoing support for NATO to upkeep America's 'defense' and 'security ideals' in the global economy.

In summary...



Trump 2.0

- Deregulation of the economy
- Positive fiscal impulse from tax extension
- Unpredictable Fed policy shift from Powell potentially being replaced



Kamalanomics

- 'Care' based opportunistic economy: consumers, housing, pharmaceuticals
- Negative fiscal impulse from tax cut expiration and status quo Fed Policy



06 Sector implications

Republican leaning

Given the high inflation and increased cost of living over the last few years, the **Republican** party is expected to focus on policies and issues that will be targeted at bringing down these burdens. Under a Trump presidency, the 2017 TCJA tax cuts could be extended and income taxes on social security benefits for seniors could be eliminated.



Financials

- Due to lower corporate taxes and potential rollback of regulatory measures surrounding Basel III and CET requirements, the Financials sector could be a beneficiary under a Trump Presidency.
- Under a Democratic administration, Harris would be more likely to continue to advance Dodd-Frank regulations to maintain liquidity and long-term debt requirements.
- Harris would also potentially continue the Consumer Financial Protection Bureau's (CFPB) scrutiny of fees and consumer lending practices while it might not get renewed scrutiny under Trump.



Technology

- Lower corporate tax rates would lead to a higher spend on Research & Development and other innovation initiatives surround AI and cloud data management capabilities which could help boost the Technology sector.
- Trump may work towards repealing Biden's Executive Order surrounding the safe, secure and trustworthy development of Artificial Intelligence and develop plans to increase military-related investments in AI which may enable further growth for the sector.
- Harris will most likely work under Biden's current Executive Order to lay further ground rules for regulations.



Telecommunications

- For the Telecommunications sector, the Republican party may not support expanded broadband funding and may also reverse rules on Net Neutrality.
- This would help major cable providers better compete against telecom companies as they are able to expand their coverage into rural areas.



Energy

- One of the Republican parties' main agendas has been to make the U.S. the largest oil and gas producer in order to lower costs of energy.
- Fewer restrictions on oil and gas exploration and increased investments into exploratory infrastructure will prove to be a major tailwind for the Energy sector.
- Additionally, Trump could increase leasing for federal lands and reduce royalties to boost domestic oil and gas production.
- Trump's tariff plans may pose additional risks on supply chain infrastructure that supports oil and gas.
- Overall, regardless of the party in power, market forces will remain the primary driver of the sector.





Democratic leaning

A second consecutive **Democratic** presidency would likely see a continuation of many of President Biden's policies over his first term. Higher social spend and a focus on supporting the middle class would come into renewed focus.



Consumer Discretionary

- Increasing the child tax credit and cutting taxes for those in the lower income brackets could increase disposable income for families' which would allow for further spending.
- Potential for additional student loan forgiveness proposals.
- Status quo on tariffs.



Renewable Energy

- As part of continuing Biden's Inflation Reduction Act (IRA) initiatives, there would be higher investments into renewable energy, green infrastructure and the CHIPS act (which creates incentives for producing semiconductors).
- Near-shoring and onshoring initiatives through the IRA will boost domestic manufacturing and production surrounding the Green Energy and Renewables sectors.




Electric Vehicles

- In the first year since the Inflation Reduction Act was signed into effect, more than USD70bn out of the USD110bn of investments announcements were directed towards Electric Vehicle (EV) based initiatives.
- Tax credits from the IRA for EV vehicle and battery manufacturing would prove to be significant for the growth of the Electric Vehicle sector under a Democratic presidency.
- Under a republican presidency, Trump may modify IRA based EV tax credits and change EPA rules which may negatively affect the sector.



Healthcare

- On the Healthcare front, it is unlikely that that repealing ACA would occur under either a Trump or a Harris presidency.
- Under a Harris presidency, there would be continuing efforts to boost Medicaid enrollment and enhancements of the ACA premium subsidies (which are currently set to expire by the end of 2025).
- While the pharmaceutical and biotech industries within healthcare could benefit more under a Republican administration given the lower taxes and regulation, a democratic win may be more favorable for healthcare providers given the lower percentage of the uninsured population.
- Enrollment in ACA and/or Medicaid may be lower under a Trump presidency.
- Trump's ACA and Medicaid policies could raise uninsurance rates as there is a greater potential for lower revenue for Medicaid and ACA managed insurers and uncompensated care for hospitals.
- On the other hand, the medical technology and life sciences sectors could see lesser impact from policy and election outcomes except if taxes were to increase significantly.





Party agnostic

Sector performance of critical industries such as Healthcare, Agriculture, Defense, Protectionist Trade and Utilities are rather **agnostic** to election season even if they may experience some short-term volatility due to the highly regulated nature of their industries.



Defense and Protectionist Trade

- The potential for escalating U.S.-China tension and resulting naval and submarine buildup is a common issue for both Democrats and the Republicans.
- Moreover, both Harris and Trump would potentially focus on placing import tariffs against China and Europe to boost competitive manufacturing.
- The Defense and Protectionist Trade industries are set to benefit regardless of who occupies the White House.




Utilities

- State level regulatory and political actions surrounding clean energy and infrastructure investments will stand to affect the movement of this sector over the outcome of the presidential election.



Agriculture/Farming

- The Agriculture and farming industries are set to benefit, regardless of who wins the presidency, as both parties are in support of funding for research programs, conservation measures and use of high-precision technology in agriculture.
- Even if there may be variations in the farm bill, which is a legislation that covers programs covering crop insurance, low-income family healthy food access and sustainable farming practices, both Trump and Harris would be in support of advancing this industry.





07 Conclusion

The 2024 U.S. election will be a costly and highly contested race. Similar to 2020, the race yet again comes down to then 77 electoral college votes that span the six key swing states – Arizona, Georgia, Nevada, Pennsylvania, Michigan and Wisconsin.

The predictive value of polling increases the closer we are to the election date and with around two months remaining for the Presidential election, polls may be more significant in the upcoming couple of weeks. However, the likelihood of predicting election outcomes is becoming increasingly difficult given that Congressional and Presidential contests are being won by slim margins.

While short-term volatility is common in markets leading up to election season, it is important to separate the noise from the long-term drivers of equity market performance which depend on sound fundamentals. Retrospectively, stock markets appear rather unimpressed in the medium term by who moves into the White House, which confirms the old stock market wisdom that political bourses do have short legs.

Elections have little impact on current and immediate macro environments but can have a serious impact on the future economic environment. Although meaningful tactical calls can be generated to create a playbook strategically, investment portfolios should be constructed to outlast an election cycle. In most cases, a well-diversified, multi-asset portfolio is the best way to navigate political and macroeconomic events and investment strategy should continue to be tailored towards personal timelines, liquidity needs and risk tolerance levels.



Appendix

Figure 9: Trump and Harris Fiscal Proposals

Trump Proposals (\$BN, 10-year cost)		Harris Fiscal Proposal (\$BN, 10-year cost)	
Extending Expiring Tax Cuts	4,800	Extending Expiring Tax Cuts Under USD400k	3,600
No Tax on social security Benefits	1,700	Care Economy	1,750
No Tax on Tips	200	Housing	200
1% Corporate Rate Cut	100	No Tax on Tips	200
Trump Total	6,800	Harris Total	5,750

Unclear if any offsets get traction		Harris pay-fors challenging to enact	
Tariffs	10% across-the-board tariff could raise USD2-3T over 10 years	Only possible if Democratic Sweep, low probability	Raise Corporate Rate to 28%
	Would face Congressional resistance and legal challenges		Tighten Multinational Tax Regime
	Some revenue might have to be rebated to those impacted		Treat Cap Gains as Ordinary Income Above USD1mm
		Sen. Schumer promises to end SALT deduction cap, would add ~USD1T to cost	Raise Medicare Tax Above USD400k
			End "Stepped-Up Basis"

Source: CBO, Evercore ISI, Deutsche Bank AG. Data as of September 2024.

Figure 10: Harris 'Care' based economy pillars

Area	Policies
Consumer	<ul style="list-style-type: none"> Federal Ban on grocery price gouging, with new authorities FTC and state AGs to impose penalties Support for small businesses Continue Biden-era scrutiny of consolidation in food industry Continue efforts by FTC, CFPB, and others on "junk fees"
Housing	<ul style="list-style-type: none"> USD40bn federal housing construction fund Tax incentive for building starter homes Downpayment assistance tax credit of up to USD25,000 Legislation to constrain investors from buying rental homes in bulk and increasing antitrust scrutiny around how landlords set rents Support for Biden "rent cap" proposal tying landlords' depreciation tax benefits to 5% rent increase limit*
Prescription Drugs	<ul style="list-style-type: none"> Cap insulin at USD35/month Cap out-of-pocket Rx drug costs at USD2000/year Continue antitrust scrutiny of PBMs

Source: Evercore ISI, Deutsche Bank AG, Data as of September 2024.



Appendix

Figure 11: Presidential election and recession outcomes

President	Recession?	Re-elected?
Obama	No	Yes
Bush II	No	Yes
Clinton	No	Yes
Reagon	No	Yes
Nixon	No	Yes
LBJ	No	Yes
Eisenhower	No	Yes
Truman	No	Yes
FDR	No	Yes
FDR	No	Yes
FDR	No	Yes

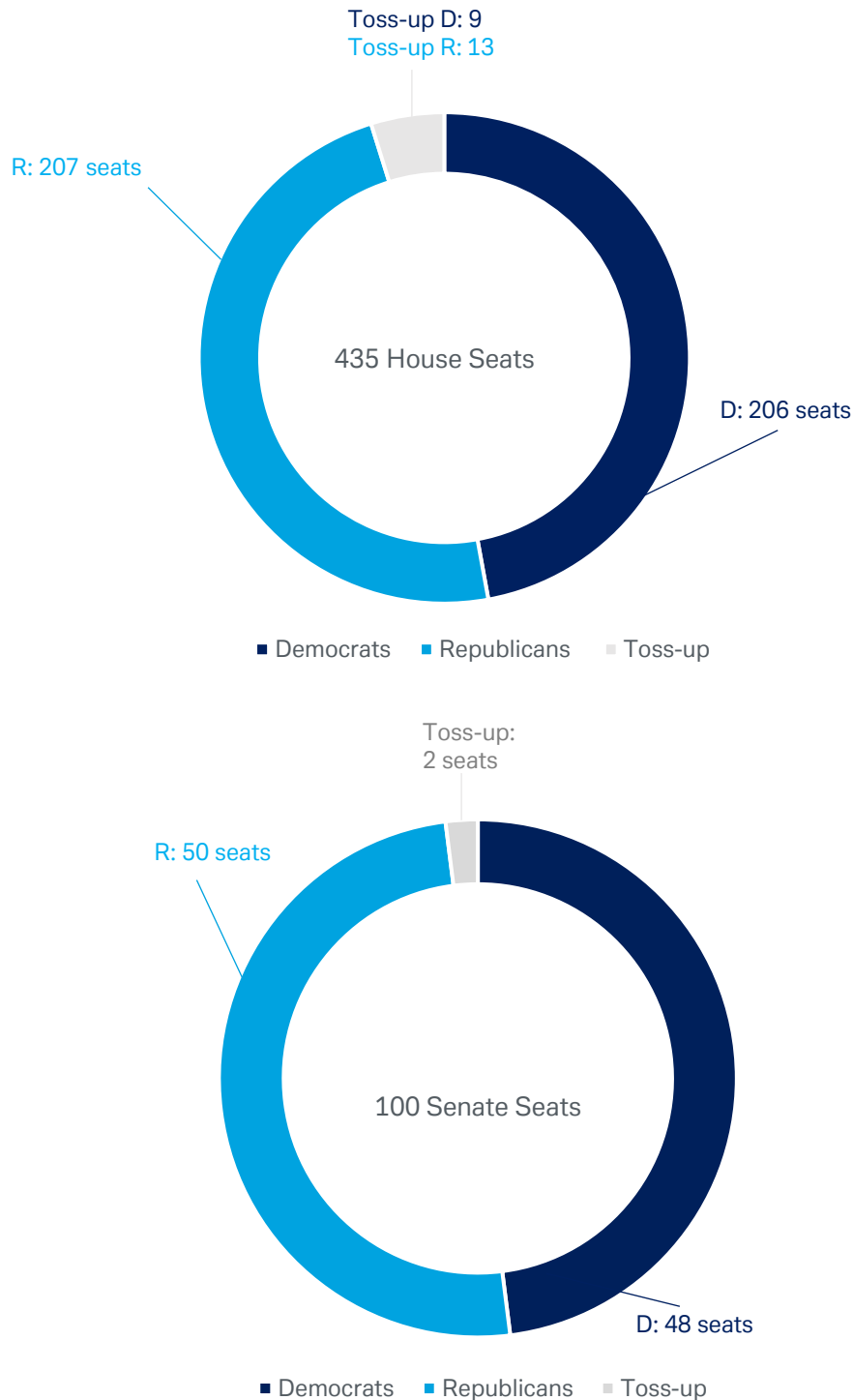
President	Recession?	Re-elected?
Trump	Yes	No
Bush I	Yes	No
Carter	Yes	No
Ford	Yes	No
Hoover	Yes	No
Taft	Yes	No

Source: Deutsche Bank AG. Data as of September 2024.



Appendix

Figure 12: House and Senate seat projections for 119th congress



Source: 270toWin Consensus Polls, Deutsche Bank AG. Data as of September 2024.



Appendix

Performance	9.26.2019 - 9.26.2020	9.26.2020 - 9.26.2021	9.26.2021 - 9.26.2022	9.26.2022 - 9.26.2023	9.26.2023 - 9.26.2024
S&P 500	12.9%	37.1%	-16.7%	18.9%	35.9%
NASDAQ	35.9%	37.9%	-28.2%	20.9%	39.2%
2-Year U.S. Treasury	3.6%	-0.1%	-5.1%	1.5%	6.8%
10-Year U.S. Treasury	11.5%	-5.7%	-16.3%	-3.5%	-10.5%

Source: LSEG Datastream, Deutsche Bank AG. Data as of September 26, 2024.

In Europe, Middle East and Africa as well as in Asia Pacific this material is considered marketing material, but this is not the case in the U.S. No assurance can be given that any forecast or target can be achieved. Forecasts are based on assumptions, estimates, opinions and hypothetical models which may prove to be incorrect. Past performance is not indicative of future returns. Performance refers to a nominal value based on price gains/losses and does not take into account inflation. Inflation will have a negative impact on the purchasing power of this nominal monetary value. Depending on the current level of inflation, this may lead to a real loss in value, even if the nominal performance of the investment is positive. Investments come with risk. The value of an investment can fall as well as rise and you might not get back the amount originally invested at any point in time. Your capital may be at risk.



Glossary

The **consumer price index (CPI)** measures the price of a basket of products and services that is based on the typical consumption of a private household.

Congress is the bicameral federal legislature of the United States.

Democrats is short for the Democratic Party in the U.S., one of the two major parties.

The **Federal Reserve (Fed)** is the central bank of the United States. Its Federal Open Market Committee (FOMC) meets to determine interest rate policy.

The **House of Representatives** is one house in the bicameral U.S. Congress with some exclusive powers e.g. to initiate revenue bills.

Republicans is short for the Republican Party, one of the two major parties in the U.S.

The **Senate** is the smaller house in the bicameral U.S. Congress, with a more deliberative function.

The **S&P 500** Index includes 500 leading U.S. companies capturing approximately 80% coverage of available U.S. market capitalization.

Treasuries are bonds issued by the U.S. government.

USD is the currency code for the U.S. Dollar.

VIX or the CBOE Volatility Index is an index representing the market's expectation of volatility in the upcoming 30 days.

The **Misery Index** is a measure of economic distress of the U.S. economy – measured by adding the seasonally adjusted unemployment rate to the inflation rate.

The **TCJA** or the Tax Cuts and Jobs Act was signed into effect by President Donald Trump on Jan 1, 2018, which included significant changes to tax legislation.

The **FTC** or the Federal Trade Commission is a bipartisan federal agency that uses law enforcement, advocacy, research and education to protect the public from deceptive or unfair business practices and unfair methods of competition.

The **CFPB** or the Consumer Financial Protection Bureau is a U.S. government agency that ensures that consumers are treated fairly by lenders, banks and other financial institutions.

PBMs are Pharmacy Benefit Managers who act as a third party between health insurance providers and drug manufacturers to help negotiate costs and payments between insurance providers, drug manufacturers and pharmacies.

The Affordable Care Act or the **ACA** is a 2010 reform law that increases health insurance coverage for the uninsured and implements additional reforms to the health insurance market.

The Inflation Reduction Act of 2022 or the **IRA** is a federal law designed to reduce the federal government's budget deficit, invest in clean energy initiatives and lower prescription drug prices.

The U.S. Environmental Protection Agency or the **EPA** is an independent U.S. agency that is responsible for the protection of human health and the environment.

NATO or the North Atlantic Treaty Organization is an intergovernmental political and military alliance comprised of 32 member states – 30 of which are European and 2 North American.



Important information

General

This document may not be distributed in Canada or Japan. This document is intended for retail or professional clients only. This document is being circulated in good faith by Deutsche Bank Aktiengesellschaft, its branches (as permitted in any relevant jurisdiction), affiliated companies and its officers and employees (collectively, "Deutsche Bank").

This material is for your information only and is not intended as an offer, or recommendation or solicitation of an offer to buy or sell any investment, security, financial instrument or other specific product, to conclude a transaction, or to provide any investment service or investment advice, or to provide any research, investment research or investment recommendation, in any jurisdiction, but is intended solely for information purposes. The information does not replace advice tailored to the individual circumstances of the investor.

All materials in this communication are meant to be reviewed in their entirety.

If a court of competent jurisdiction deems any provision of this disclaimer unenforceable, the remaining provisions will remain in full force and effect. This document has been prepared as a general market commentary without consideration of the investment needs, objectives or financial circumstances of any particular investor. Investments are subject to market risks which derive from the instrument or are specific to the instrument or attached to the particular issuer. Should such risks materialise, investors may incur losses, including (without limitation) a total loss of the invested capital. The value of investments can fall as well as rise and you may not recover the amount originally invested at any point in time. This document does not identify all the risks (direct or indirect) or other considerations which may be material to an investor when making an investment decision.

This document and all information included herein are provided "as is", "as available" and no representation or warranty of any kind, express, implied or statutory, is made by Deutsche Bank regarding any statement or information contained herein or in conjunction with this document. To the extent permissible under applicable laws and regulations, we are making no representation as to the profitability of any financial instrument or economic measure. All opinions, market prices, estimates, forward looking statements, hypothetical statements, forecast returns or other opinions leading to financial conclusions contained herein reflect Deutsche Bank's subjective judgment as of the date of this document. Without limitation, Deutsche Bank does not warrant the accuracy, adequacy, completeness, reliability, timeliness or availability of this communication or any information in this document and expressly disclaims liability for errors or omissions herein. Forward looking statements involve significant elements of subjective judgments and analyses and changes thereto and/or consideration of different or additional factors could have a material impact on the results indicated. Therefore, actual results may vary, perhaps materially, from the results contained herein.

Unless otherwise indicated in this document, all statements of opinion reflect the current assessment of Deutsche Bank, which may change at any time. Deutsche Bank does not assume any obligation to either update the information contained in this document or inform investors about available updated information. The information contained in this document is subject to change without notice and based on a number of assumptions, estimates, opinions and hypothetical models or analyses which – although, from the Bank's current point of view are based on adequate information – may not prove valid or turnout in the future to be accurate or correct and may be different from conclusions expressed by other departments within Deutsche Bank. Although the information contained in this document has been derived from sources that Deutsche Bank considers trustworthy and reliable, Deutsche Bank does not guarantee the completeness, fairness, or accuracy of the information and it should not be relied upon as such. This document may provide, for your convenience, references to websites and other external sources. Deutsche Bank takes no responsibility for their content and their content does not form any part of this document. Accessing such external sources is at your own risk.

To the extent permissible under applicable laws and regulations, this document is for discussion purposes only and is not intended to create any legally binding obligations on Deutsche Bank and Deutsche Bank is not acting as your financial advisor or in a fiduciary capacity unless otherwise expressly agreed by Deutsche Bank in writing. Before making an investment decision, investors need to consider, with or without the assistance of a financial professional, whether any investments and strategies described or provided by Deutsche Bank, are appropriate, in light of the investor's particular investment needs, objectives, financial circumstances, the possible risks and benefits of such investment decision. When making an investment decision, potential investors should not rely on this document but only on what is contained in the final offering documentation relating to the investment. As a global financial services provider, Deutsche Bank from time to time faces actual and potential conflicts of interest. Deutsche Bank's policy is to take all appropriate steps to maintain and operate effective organisational and administrative arrangements to identify and manage such conflicts. Senior management within Deutsche Bank are responsible for ensuring that Deutsche Bank's systems, controls and procedures are adequate to identify and manage conflicts of interest. Deutsche Bank does not give tax or legal advice, including in this document, and nothing in this document should be interpreted as Deutsche Bank providing any person with any investment advice. Investors should seek advice from their own tax experts, lawyers, and investment advisers in considering investments and strategies described by Deutsche Bank. Unless notified to the contrary in a particular case, investment instruments are not insured by any governmental entity, not subject to deposit protection schemes and not guaranteed, including by Deutsche Bank. This document may not be reproduced or circulated without Deutsche Bank's express written authorisation. Deutsche Bank expressly prohibits the distribution and transfer of this material to third parties. Deutsche Bank accepts no liability whatsoever arising from the use or distribution of this material or for any action taken or decision made in respect of investments mentioned in this document which the investor may have made or may make in the future.

The manner of circulation and distribution of this document may be restricted by law or regulation in certain countries, including, without limitation, the United States. This document is not directed to, or intended for distribution to or use by, any person or entity who is a citizen or resident of or located in any locality, state, country, or other jurisdiction where such distribution, publication, availability or use would be contrary to law or regulation or which would subject Deutsche Bank to any registration or licensing requirement within such jurisdiction not currently met. Persons into whose possession this document may come are required to inform themselves of, and to observe, such restrictions. Past performance is no guarantee of future results; nothing contained herein shall constitute any representation, warranty, or prediction as to future performance. Further information is available upon investor's request.

Deutsche Bank AG is a stock corporation ("Aktiengesellschaft") incorporated under the laws of the Federal Republic of Germany with its head office in Frankfurt am Main. It is registered with the district court ("Amtsgericht") in Frankfurt am Main under number HRB 30 000 and licensed to carry out banking business and to provide financial services. Supervisory authorities are the European Central Bank ("ECB"), Sonnemannstrasse 22, 60314 Frankfurt am Main, Germany (www.ecb.europa.eu) and the German Federal Financial Supervisory Authority ("Bundesanstalt für Finanzdienstleistungsaufsicht" or "BaFin"), Grauehndorfer Strasse 108, 53117 Bonn and Marie-Curie-Strasse 24-28, 60439 Frankfurt am Main (www.bafin.de), and by the German Central Bank ("Deutsche Bundesbank"), Wilhelm-Epstein-Strasse 14, 60431 Frankfurt am Main (www.bundesbank.de).

This document has neither been submitted to nor reviewed or approved by any of the above or below mentioned supervisory authorities.



Important information

For Residents of the United Arab Emirates

This document is strictly private and confidential and is being distributed to a limited number of investors and must not be provided to any person other than the original recipient, and may not be reproduced or used for any other purpose. By receiving this document, the person or entity to whom it has been issued understands, acknowledges and agrees that this document has not been approved by the UAE Central Bank, the UAE Securities and Commodities Authority, the UAE Ministry of Economy or any other authorities in the UAE. No marketing of any financial products or services has been or will be made from within the United Arab Emirates and no subscription to any funds, securities, products or financial services may or will be consummated within the United Arab Emirates. This does not constitute a public offer of securities in the United Arab Emirates in accordance with the Commercial Companies Law, Federal Law No. 2 of 2015 (as amended from time to time) or otherwise. This document may only be distributed to "Professional Investors", as defined in the UAE Securities and Commodities Authority's Rulebook on Financial Activities and Reconciliation Mechanism (as amended from time to time).

For Residents of Kuwait

This document has been sent to you at your own request. This presentation is not for general circulation to the public in Kuwait. The Interests have not been licensed for offering in Kuwait by the Kuwait Capital Markets Authority or any other relevant Kuwaiti government agency. The offering of the Interests in Kuwait on the basis a private placement or public offering is, therefore, restricted in accordance with Decree Law No. 31 of 1990 and the implementing regulations thereto (as amended) and Law No. 7 of 2010 and the bylaws thereto (as amended). No private or public offering of the Interests is being made in Kuwait, and no agreement relating to the sale of the Interests will be concluded in Kuwait. No marketing or solicitation or inducement activities are being used to offer or market the Interests in Kuwait.

For Residents of the Kingdom of Saudi Arabia

This document may not be distributed in the Kingdom except to such persons as are permitted under the Investment Fund Regulations issued by the Capital Market Authority. The Capital Market Authority does not take any responsibility for the contents of this document, does not make any representation as to its accuracy or completeness, and expressly disclaims any liability whatsoever for any loss arising from, or incurred in reliance upon, any part of this document. Prospective subscribers of the securities should conduct their own due diligence on the accuracy of any information relating to securities. If you do not understand the contents of this document, you should consult an authorised financial adviser.

For Residents of Qatar

This document has not been filed with, reviewed or approved by the Qatar Central Bank, the Qatar Financial Markets Authority, the Qatar Financial Centre Regulatory Authority or any other relevant Qatari governmental body or securities exchange or under any laws of the State of Qatar. This document does not constitute a public offering and is addressed only to the party to whom it has been delivered. No transaction will be concluded in Qatar and any inquiries or applications should be received, and allotments made, outside Qatar.

For Residents of the Kingdom of Bahrain

This document does not constitute an offer for sale of, or participation in, securities, derivatives or funds marketed in Bahrain within the meaning of Bahrain Monetary Agency Regulations. All applications for investment should be received and any allotments should be made, in each case from outside of Bahrain. This document has been prepared for private information purposes of intended investors only who will be institutions. No invitation shall be made to the public in the Kingdom of Bahrain and this document will not be issued, passed to, or made available to the public generally. The Central Bank (CBB) has not reviewed, nor has it approved, this document or the marketing of such securities, derivatives or funds in the Kingdom of Bahrain.

For Residents of South Africa

This document does not constitute or form a part of any offer, solicitation or promotion in South Africa. This document has not been filed with, reviewed or approved by the South African Reserve Bank, the Financial Sector Conduct Authority or any other relevant South African governmental body or securities exchange or under any laws of the Republic of South Africa.

For Residents of Belgium

This document has been distributed in Belgium by Deutsche Bank AG acting through its Brussels Branch. Deutsche Bank AG is a stock corporation ("Aktiengesellschaft") incorporated under the laws of the Federal Republic of Germany and licensed to carry on banking business and to provide financial services subject to the supervision and control of the European Central Bank ("ECB") and the German Federal Financial Supervisory Authority ("BaFin"). Deutsche Bank AG, Brussels Branch, is also supervised in Belgium by the Financial Services and Markets Authority ("FSMA", www.fsma.be). The branch has its registered address at Marnixlaan 13-15, B-1000 Brussels and is registered under number VAT BE 0418.371.094, RPM/RPR Brussels. Further details are available on request or can be found at www.deutschebank.be.

For Residents of the United Kingdom

This document is a financial promotion as defined in Section 21 of the Financial Services and Markets Act 2000 and is approved by and communicated to you by DB UK Bank Limited. DB UK Bank Limited is a member of the Deutsche Bank group and is registered at Company House in England & Wales with company number 315841 with its registered Office: 21 Moorfields, London, United Kingdom, EC2Y 9DB. DB UK Bank Limited is authorised by the Prudential Regulation Authority and is regulated by the Financial Conduct Authority and the Prudential Regulation Authority. DB UK Bank Limited's Financial Services Registration Number is 140848.

Deutsche Bank Aktiengesellschaft is incorporated in the Federal Republic of Germany and its members' liability is limited.



Important information

For Residents of Hong Kong

This material is intended for: Professional Investors in Hong Kong. Furthermore, this material is provided to addressee only, further distribution of this material is strictly prohibited. This document and its contents are provided for information only. Nothing in this document is intended to be an offer of any investment or a solicitation or recommendation to buy or to sell an investment and should not be interpreted or construed as an offer, solicitation, or recommendation.

The contents of this document have not been reviewed by any regulatory authority in Hong Kong. You are advised to exercise caution in relation to the investments contained herein (if any). If you are in any doubt about any of the contents of this document, you should obtain independent professional advice.

This document has not been approved by the Securities and Futures Commission in Hong Kong ("SFC"), nor has a copy of this document been registered by the Registrar of Companies in Hong Kong, unless specified otherwise. The investments contained herein may or may not be authorised by the SFC. The investments may not be offered or sold in Hong Kong, by means of any document, other than (i) to "professional investors" as defined in the Securities and Futures Ordinance (Cap. 571 of the Laws of Hong Kong) ("SFO") and any rules made under the SFO, or (ii) in other circumstances which do not result in the document being a "prospectus" as defined in the Companies (Winding Up and Miscellaneous Provisions) Ordinance (Cap. 32 of the Laws of Hong Kong) (the "C(WUMP)O") or which do not constitute an offer to the public within the meaning of the C(WUMP)O. No person shall issue or possess for the purposes of issue, whether in Hong Kong or elsewhere, any advertisement, invitation or document relating to the investments, which is directed at, or the contents of which are likely to be accessed or read by, the public of Hong Kong (except if permitted to do so under the securities laws of Hong Kong) other than with respect to investments which are or are intended to be disposed of only to persons outside Hong Kong or only to "professional investors" as defined in the SFO and any rules made under the SFO.

For Residents of Singapore

This material is intended for: Accredited Investors / Institutional Investors in Singapore. Furthermore, this material is provided to addressee only, further distribution of this material is strictly prohibited.

For Residents of the United States of America

In the United States, brokerage services are offered through Deutsche Bank Securities Inc., a broker-dealer and registered investment adviser, which conducts securities activities in the United States. Deutsche Bank Securities Inc. is a member of FINRA, NYSE and SIPC. Banking and lending services are offered through Deutsche Bank Trust Company Americas, member FDIC, and other members of the Deutsche Bank Group. In respect of the United States, see earlier statements made in this document. Deutsche Bank makes no representations or warranties that the information contained herein is appropriate or available for use in countries outside of the United States, or that services discussed in this document are available or appropriate for sale or use in all jurisdictions, or by all counterparties. Unless registered, licensed as otherwise may be permissible in accordance with applicable law, none of Deutsche Bank or its affiliates is offering any services in the United States or that are designed to attract US persons (as such term is defined under Regulation S of the United States Securities Act of 1933, as amended). This United States-specific disclaimer will be governed by and construed in accordance with the laws of the State of Delaware, without regard to any conflicts of law provisions that would mandate the application of the law of another jurisdiction.

For Residents of Germany

This information is advertising. The texts do not meet all legal requirements to ensure the impartiality of investment and investment strategy recommendations or financial analyses. There is no prohibition for the compiler or for the company responsible for the compilation to trade with the respective financial instruments before or after the publication of these documents.

General information on financial instruments is contained in the brochures "Basic Information on Securities and Other Investments", "Basic Information on Financial Derivatives", "Basic Information on Forward Transactions" and the information sheet "Risks in Forward Transactions", which the customer can request from the Bank free of charge.

Past performance or simulated performance is not a reliable indicator of future performance.

For Residents of India

The investments mentioned in this document are not being offered to the Indian public for sale or subscription. This document is not registered and/or approved by the Securities and Exchange Board of India, the Reserve Bank of India, or any other governmental/ regulatory authority in India. This document is not and should not be deemed to be a "prospectus" as defined under the provisions of the Companies Act, 2013 (18 of 2013) and the same shall not be filed with any regulatory authority in India. Pursuant to the Foreign Exchange Management Act, 1999 and the regulations issued there under, any investor resident in India may be required to obtain prior special permission of the Reserve Bank of India before making investments outside of India including any investments mentioned in this document.

For Residents of Italy

This report is distributed in Italy by Deutsche Bank S.p.A., a bank incorporated and registered under Italian law subject to the supervision and control of Banca d'Italia and CONSOB. Its registered office is located at Piazza del Calendario 3 – 20126 Milan (Italy) and is registered with the Chamber of Commerce of Milan, VAT and fiscal code number 001340740156, part of the interbank fund of deposits protection, enrolled in the Bank Register and the head of Deutsche Bank Banking Group, enrolled in the register of the Banking Groups pursuant to Legislative Decree September 1st, 1993 n. 385 and subject to the direction and coordination activity of Deutsche Bank AG, Frankfurt am Main (Germany).

For Residents of Luxembourg

This report is distributed in Luxembourg by Deutsche Bank Luxembourg S.A., a bank incorporated under the laws of the Grand Duchy of Luxembourg in the form of a public limited company (Société Anonyme), subject to the supervision and control of the European Central Bank ("ECB") and Commission de Surveillance du Secteur Financier ("CSSF"). Its registered office is located at 2, boulevard Konrad Adenauer, 1115 Luxembourg, Grand Duchy of Luxembourg and is registered with Luxembourg Registre de Commerce et des Sociétés ("RCS") under number B 9.164 .

For Residents of Spain

Deutsche Bank, Sociedad Anónima Española Unipersonal is a credit institution regulated by the Bank of Spain and the CNMV and registered in their respective Official Registries under the Code 019. Deutsche Bank, Sociedad Anónima Española Unipersonal may only undertake the financial services and banking activities that fall within the scope of its existing license. The principal place of business in Spain is located in Paseo de la Castellana number 18, 28046 - Madrid. Registered in the Mercantile Registry of Madrid, Volume 28100, Book 0, Folio 1, Section 8, Sheet M506294, Registration 2. NIF: A08000614. This information has been distributed by Deutsche Bank, Sociedad Anónima Española Unipersonal.

For Residents of Portugal

Deutsche Bank AG, Portugal Branch is a credit institution regulated by the Bank of Portugal and the Portuguese Securities Commission ("CMVM"), registered with numbers 43 and 349, respectively and with commercial registry number 980459079. Deutsche Bank AG, Portugal Branch may only undertake the financial services and banking activities that fall within the scope of its existing license. The registered address is Rua Castilho, 20, 1250-069 Lisbon, Portugal.



Important information

For Residents of Austria

This document is distributed by Deutsche Bank AG Vienna Branch, registered in the commercial register of the Vienna Commercial Court under number FN 140266z. Deutsche Bank AG's Vienna branch is also supervised by the Austrian Financial Market Authority (FMA), Otto-Wagner-Platz 5, 1090 Vienna. This document has neither been submitted to nor approved by the aforementioned supervisory authorities.

For Residents of the Netherlands

This document is distributed by Deutsche Bank AG, Amsterdam Branch, with registered address at De entree 195 (1101 HE) in Amsterdam, the Netherlands, and registered in the Netherlands trade register under number 33304583 and in the register within the meaning of Section 1:107 of the Netherlands Financial Supervision Act (Wet op het financieel toezicht). This register can be consulted through www.dnb.nl.

For Residents of France

Deutsche Bank AG is an authorised credit institution, subject to the overall supervision of the European Central Bank and BaFin, the German Federal Financial Supervisory Authority. Its various branches are locally supervised, for certain activities, by the competent banking authorities, such as the Prudential Control and Resolution Authority (Autorité de Contrôle Prudentiel de Résolution, "ACPR") and the Financial Markets Authority (Autorité des Marchés Financiers, "AMF") in France.

Any reproduction, representation, distribution or redistribution, in whole or in part, of the contents of this document in any medium or by any process whatsoever, as well as any sale, resale, retransmission or making available to third parties in any manner whatsoever, is prohibited. This document may not be reproduced or distributed without our written permission.

© 2024 Deutsche Bank AG. All rights reserved.

055693 092724

SJ/JL

In Europe, Middle East and Africa as well as in Asia Pacific this material is considered marketing material, but this is not the case in the U.S. No assurance can be given that any forecast or target can be achieved. Forecasts are based on assumptions, estimates, opinions and hypothetical models which may prove to be incorrect. Past performance is not indicative of future returns. Performance refers to a nominal value based on price gains/losses and does not take into account inflation. Inflation will have a negative impact on the purchasing power of this nominal monetary value. Depending on the current level of inflation, this may lead to a real loss in value, even if the nominal performance of the investment is positive. Investments come with risk. The value of an investment can fall as well as rise and you might not get back the amount originally invested at any point in time. Your capital may be at risk. 19