



# PERSPECTIVES 2025

## ANNUAL OUTLOOK



### Insights into your future investment choices

POLITICS & POLICY – The future is fiscal

BONDS – The return of the premium

STOCKS – The key to success





# Contents



Letter to Investors p.3

## 1 Macro & strategy

| Staying the course in turbulent times p.5

## 2 Politics & policy

| The future is fiscal p.8

## 3 Bonds

| The return of the premium p.10



## 4 Dollar

| Strong economy, strong currency p.12

## 5 Stocks

| The key to success p.14

## 6 U.S. stocks

| Centre of gravity p.16

## 7 European stocks

| Positives still apparent p.18



## 8 Commodities

| Off to new shores p.20

## 9 Alternatives

| Public & private mixology p.22

## 10 Risk

| Recessions, rates & rotations p.24

---

Macroeconomic and asset class forecasts p.26

Glossary p.29

Important note p.31

In Europe, Middle East and Africa as well as in Asia Pacific this material is considered marketing material, but this is not the case in the U.S. No assurance can be given that any forecast or target can be achieved. Forecasts are based on assumptions, estimates, opinions and hypothetical models which may prove to be incorrect. Past performance is not indicative of future returns. Performance refers to a nominal value based on price gains/losses and does not take into account inflation. Inflation will have a negative impact on the purchasing power of this nominal monetary value. Depending on the current level of inflation, this may lead to a real loss in value, even if the nominal performance of the investment is positive. Investments come with risk. The value of an investment can fall as well as rise and you might not get back the amount originally invested at any point in time. Your capital may be at risk. This document was produced in December 2024.



## Letter to Investors

# Deeply invested in growth



**Christian Nolting,**  
Global CIO

We live in a world characterised by rapid and accelerating change: economic, social, political and technological. Change, in all its forms, is often unsettling but cannot be ignored. It will create challenges in 2025 and beyond, but also investment opportunities. This annual outlook discusses where they are likely to be.

Change is happening against quite a challenging economic backdrop. 2025 will not be a year of rapid GDP growth: U.S. growth is forecast at a modest 2.0%, with the Eurozone lagging some way behind (0.9%) and Chinese growth (4.2%) well below recent historical averages. Inflation could also prove tenacious, due to higher fiscal spending and possible tariff hikes. This, in turn, will give central banks less room to cut interest rates as they seek to balance growth and inflation control. The result may well be uncertain and shifting market expectations, triggering more bouts of volatility than in 2024. Geopolitical fallout, perhaps due to changing trade policy, could add to the uncertainty.

So why am I broadly positive about the investment outlook for 2025? The key word is “productivity”.

Productivity (i.e. what output we can produce with given inputs) appears to have increased only very slowly in recent years, and on some related measures (e.g. real GDP per hour worked) may have fallen. This has had major economic and social costs. As Nobel Laureate Paul Krugman famously observed thirty years ago, “productivity isn’t everything, but in the long run, it is almost everything”. Krugman was reflecting the views of many economists when he argued that long-term gains in standards of living were dependent on raising output per worker. Thirty years on, as worker numbers fall relative to overall populations, raising output per worker seems even more urgent. The good news is that AI and associated technologies now offer a credible way to do this. We will publish more on this structural issue of productivity – and its important implications for capital markets – early next year.

Productivity gains will take time to accumulate, of course – this will be a process that continues and deepens considerably beyond the necessarily limited time horizon of this 2025 outlook. But market expectations on productivity are already having an impact on several of the 2025 investment themes discussed in this report. Remember, after all, that the value of a financial asset will not just reflect the present: it also (imperfectly) anticipates the future.

For the global economy, we think 2025 will be a case of staying the course in turbulent times. The ability of individual economies to weather possible geopolitical and policy challenges next year will be determined by a number of factors. But, as the growth numbers highlighted above show, there is already a distinction between a high technology, higher productivity U.S. economy and a European economy that is lagging behind on the interlinked issues of productivity and investment.

In Europe, Middle East and Africa as well as in Asia Pacific this material is considered marketing material, but this is not the case in the U.S. No assurance can be given that any forecast or target can be achieved. Forecasts are based on assumptions, estimates, opinions and hypothetical models which may prove to be incorrect. Past performance is not indicative of future returns. Performance refers to a nominal value based on price gains/losses and does not take into account inflation. Inflation will have a negative impact on the purchasing power of this nominal monetary value. Depending on the current level of inflation, this may lead to a real loss in value, even if the nominal performance of the investment is positive. Investments come with risk. The value of an investment can fall as well as rise and you might not get back the amount originally invested at any point in time. Your capital may be at risk. This document was produced in December 2024.



On politics & policy, we think that the future is fiscal. Even though inflation is not fully tamed, the focus of policy is already moving from monetary to fiscal, as economies seek to find and drive new forms of development and growth. Expect further initiatives here, notably from China.

Our asset class themes for 2025, unsurprisingly, include several on stocks. For those investors who have the ability to take risks, these will be an effective way to be invested in growth and we see them as the key to portfolio success. As we discuss, there will be several reasons why, for stocks, the U.S. will remain the centre of gravity. These include expectations around rising profits, deregulation and tax relief. Elsewhere, the outlook for equities may be less vivid but is still generally bright: the outlook also explains why positives are still apparent for some European stocks despite relative domestic economic weakness, and the same is true for other regions.

The market focus on stocks should not preclude interest in other asset classes in 2025. Corporate bonds in the U.S., Asia and Europe, for example, are likely to remain interesting for investors for several reasons. These include institutional demand, still high yields and the return of the (term) premium. Supply and demand will remain fundamental to commodities such as oil and industrial metals but we also see other factors maintaining a relatively high price for gold in 2025. In alternative assets, we focus in this outlook on infrastructure – central to investing in future growth – and what we call the public and private mixology of investing in this area. FX considerations will, as always, be a central consideration for investors and here 2025 will clearly be a case of strong economy, strong currency for the U.S. dollar. The euro will look weak in comparison, but rate rises and growth could support the Japanese yen.

2025 will not always be an easy year for investors as markets navigate through geopolitical or other risks (including the “three Rs” of recession, rates and rotations). But we believe that these risks are manageable. With markets already anticipating the impact of future economic growth and development, this means that being and staying invested will be essential for portfolio success both in the short and long term. I hope you find the analysis in this annual outlook useful and we are, of course, always here to guide you through 2025 and beyond.

**Christian Nolting**

*Global CIO*



# 1

## Macro & strategy – Staying the course in turbulent times

- 
- U.S.: soft landing, robust growth, strong investment
  - Europe: modest economic recovery and potential productivity growth through investment
  - Asia: global growth driver – not just China
- 

The world is facing enormous geopolitical and economic challenges that will in all likelihood remain with us in 2025. They include not least the debate surrounding a possible realignment of international trade relations which has again intensified following the Republican victory in November's U.S. election and brought uncertainty to the future development of highly trade-based economies. Overall, however, we expect increasingly dynamic economic growth in key regions of the world beyond 2025, especially in the U.S., Asia and Europe, with a correspondingly positive impact on growth sectors.

We expect the U.S. economy to continue growing robustly in 2025. Although the U.S. labour market has cooled, there is no sign of an imminent recession. The plans of U.S. President-elect Donald Trump, who will return to the White House in January 2025, include high levels of government investment, in the form of continuing existing spending programmes, deregulation and tax relief. Republican majorities in both chambers of the U.S. Congress mean that the Trump administration is likely to succeed in implementing a large proportion of its plans, which should gradually benefit the U.S. economy. After an increase of 2.0% in 2025, we expect U.S. economic growth to improve slightly to 2.2% in 2026.

One key factor in the anticipated robust growth of the U.S. economy is its high level of technology-driven productivity. For example, labour productivity in the U.S. is currently

---

In Europe, Middle East and Africa as well as in Asia Pacific this material is considered marketing material, but this is not the case in the U.S. No assurance can be given that any forecast or target can be achieved. Forecasts are based on assumptions, estimates, opinions and hypothetical models which may prove to be incorrect. Past performance is not indicative of future returns. Performance refers to a nominal value based on price gains/losses and does not take into account inflation. Inflation will have a negative impact on the purchasing power of this nominal monetary value. Depending on the current level of inflation, this may lead to a real loss in value, even if the nominal performance of the investment is positive. Investments come with risk. The value of an investment can fall as well as rise and you might not get back the amount originally invested at any point in time. Your capital may be at risk. This document was produced in December 2024.

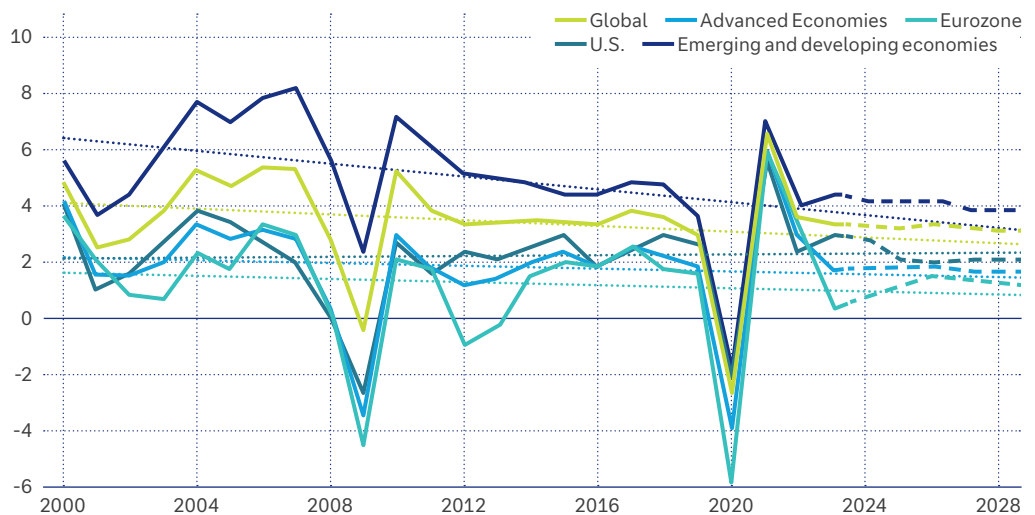


One factor in the anticipated robust growth of the U.S. economy is its impressive level of technology-driven productivity, which is much higher than in Europe.

around 25% higher than in Europe. In the mid-1990s, the difference was only around 5%. In 2022, the Biden administration made additional funds totalling more than USD1tn available in the context of three major infrastructure packages. Many thousands of projects are still in their initial phase and some are likely to continue into the 2030s. In order to reduce the productivity gap and counteract the diverging growth trend, Europe should also invest in infrastructure, new technologies and their application across countries and sectors. Plans for this have already been proposed, for example, by the former head of the European Central Bank (ECB) Mario Draghi. With the increasing implementation of artificial intelligence in a growing number of work processes, Europe could achieve a higher growth trajectory in the long term.

For 2025, we expect GDP growth in the Eurozone to accelerate to 0.9% thanks to robust labour markets and rising real wages, which the ECB is likely to support with successive key interest rate cuts over the course of the year.

### Global growth moderation ahead – investment needed



GDP Growth (%), IMF-Forecasts 2024-2029

Source: LSEG Datastream, IMF, Deutsche Bank AG; Data as of December 3, 2024.

### Asia gaining further prominence

In 2025 Asia is set to build on its role as the engine of global growth. China's momentum is being curbed by the ongoing real estate crisis and uncertain income and employment prospects, structural problems such as an ageing society and local government debt. However, we expect further government support measures for key technologies such as semiconductors and renewable energy and the continuing shift from a production-based economy towards greater consumer orientation.

In Europe, Middle East and Africa as well as in Asia Pacific this material is considered marketing material, but this is not the case in the U.S. No assurance can be given that any forecast or target can be achieved. Forecasts are based on assumptions, estimates, opinions and hypothetical models which may prove to be incorrect. Past performance is not indicative of future returns. Performance refers to a nominal value based on price gains/losses and does not take into account inflation. Inflation will have a negative impact on the purchasing power of this nominal monetary value. Depending on the current level of inflation, this may lead to a real loss in value, even if the nominal performance of the investment is positive. Investments come with risk. The value of an investment can fall as well as rise and you might not get back the amount originally invested at any point in time. Your capital may be at risk. This document was produced in December 2024.



Asia is expected to boast the highest growth momentum worldwide – with a positive impact on corporate profits as a result of strong nominal growth.

Beijing is also likely to introduce support measures in an attempt to cushion the economic impact on domestic consumption of a possible escalation in the trade conflict with the U.S. However, it takes time for fiscal stimuli to have an effect on the real economy, meaning that current and potential future measures may only start to have a growing effect in the second half of 2025. For 2025 as a whole, we therefore expect real GDP growth to be slightly weaker than in 2024 at 4.2%. Incidentally, China has already significantly diversified its international trade policy in the years since Donald Trump's first presidency, making it less vulnerable to a possible increase in U.S. tariffs on Chinese imports. While exports to the U.S. still accounted for around 20% of China's total exports in 2017, this figure has now fallen to just 13%. Instead a larger proportion of Chinese exports is going to India and Southeast Asia, further intensifying the trade links between the region's economies.

The strategic integration of Southeast Asia is also gathering pace. In Malaysia, Indonesia, Thailand and Vietnam the BRICS+ organisation has recently acquired no less than four new Southeast Asia partners. BRICS+ nations' combined share of global commodity supply amounts to 75% of manganese, 72% of rare earths, and 50% of graphite, which enables the region to chart an independent course with its growth plans particularly in the area of sustainable growth.

Within Asia, India is again likely to stand out in 2025 with expected GDP growth of 6.5%, topping the list of G20 countries. The world's most populous nation benefits not only from its great innovative strength and a large pool of young and well-qualified workers but also from the stability of its political system. In addition, the impact of potentially higher U.S. tariffs is likely to be manageable. Exports to the U.S. account for only around 2% of the country's economic output.

In 2024, the strongest wage growth in Japan in more than 30 years boosted private consumption, laying the foundations for a continued economic recovery. At the same time, it has brought back inflation – good news for the country which has suffered from deflationary tendencies for decades. Japan should also benefit from its broad-based export economy which enables it to satisfy demand from Asia's growth economies in areas such as mechanical engineering, chemicals and technology. We expect average GDP growth of 1.2% in Japan in 2025.



## 2


## Politics & policy – The future is fiscal

- 
- Shift from the dominance of monetary policy to fiscal policy
  - U.S. and Japan with concrete plans for substantial investment
  - Europe and China still on the sidelines – acute need to catch up
- 

Over the past three years, even people who tend to pay little attention to the capital markets have been unable to avoid the subject of monetary policy. In response to the significant increase in price pressures worldwide, it was primarily the central banks that drove inflation back to their respective target values using interest rate and liquidity policies.

This dominance of monetary policy is now likely to weaken against the backdrop of more moderate inflation rates. For the Eurozone and Japan, we expect inflation to gradually move closer to the central banks' target of 2% in 2025. To this end, the European Central Bank is likely to cut its deposit rate in five steps from the current 3.25% to 2.00% by the end of 2025. The Bank of Japan is charting a different course with its monetary policy normalisation and may gradually raise key interest rates from 0.25% to 1.00%. In the U.S., we expect the disinflation process to come to a halt above the Fed's target in light of robust demand and expansionary fiscal policy. Inflation could settle at a level of 2.4% in both 2025 and 2026, prompting the Fed to lower its key interest rate somewhat more cautiously in three steps of 0.25 percentage points each to between 3.75% and 4.00% by the end of 2025.

In the future, fiscal policy is likely to become far more important to economic development. In the U.S., for example, the provisional plans of the administration due to commence in January 2025 include extensive and predominantly debt-financed state investment. The Trump plan includes expanding tax relief for private households and companies,



In Europe, Middle East and Africa as well as in Asia Pacific this material is considered marketing material, but this is not the case in the U.S. No assurance can be given that any forecast or target can be achieved. Forecasts are based on assumptions, estimates, opinions and hypothetical models which may prove to be incorrect. Past performance is not indicative of future returns. Performance refers to a nominal value based on price gains/losses and does not take into account inflation. Inflation will have a negative impact on the purchasing power of this nominal monetary value. Depending on the current level of inflation, this may lead to a real loss in value, even if the nominal performance of the investment is positive. Investments come with risk. The value of an investment can fall as well as rise and you might not get back the amount originally invested at any point in time. Your capital may be at risk. This document was produced in December 2024.





Forecast

Economic growth

Gross domestic product (GDP) growth forecasts for selected economies (%).

	2024	2025
World	3.1	3.1
U.S. <sup>1</sup>	2.7	2.0
Eurozone	0.7	0.9
Germany	-0.1	0.6
France	1.2	0.8
Italy	0.4	0.5
Spain	3.0	1.7
Japan	-0.1	1.2
China	4.9	4.2

Source: Deutsche Bank AG; Data as of November 15, 2024.  
<sup>1</sup>Q4/Q4 growth 1.5% (2024), 2.1% (2025).

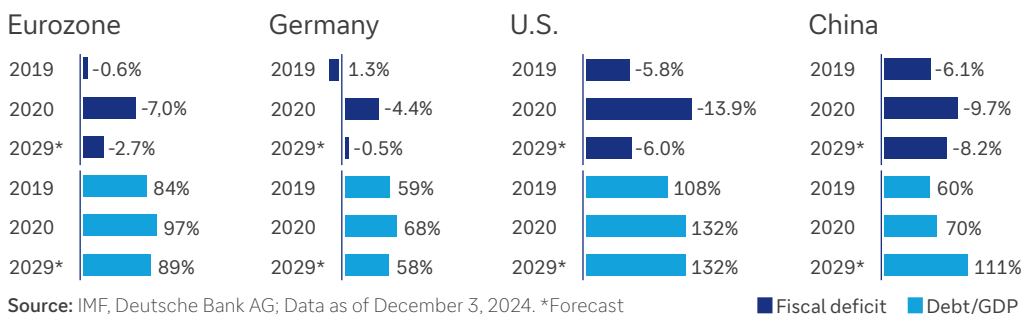
strengthening the military and facilitating access to home loans. Total estimated borrowing for all measures until 2035 amounts to between USD7tn and USD16tn. This corresponds to an annual average of as much as 5% of current U.S. gross domestic product.

In October, Japan also announced its plan for a new economic stimulus programme, albeit on a slightly smaller scale. China, on the other hand, is likely to refrain from further fiscal measures until the concrete effects of the next U.S. administration’s policies on the Chinese economy become clearer. Then, however, more substantial fiscal stimulus measures could be expected here as well.

Europe is still more on the sidelines in this field of tension. A core element of the NextGenerationEU recovery plan is the Recovery and Resilience Facility with a total volume of EUR650bn for the digital and energy transformation of the economy by 2026. However, these funds are unlikely to be sufficient to close the innovation and productivity gap with the U.S. and the rest of the world. While the Draghi plan remains a vision for the future, it does make clear where the journey should lead. In order to close the innovation gap, European research and educational institutions need a strategy of excellence, among other things. Increasing competitiveness is primarily dependent on a significant reduction in Europe’s energy prices and reducing dependencies in respect of commodities or key technologies, for example, requires a “genuine” EU economic policy. The additional investment volume proposed for this by the long-term Draghi plan amounts to between EUR750bn and EUR800bn annually.

An investment offensive in Europe could serve as a basis for the region to regain the ground it believes it has lost globally.

Government deficit-related indicators rising



We believe that such an investment offensive would enable Europe to keep pace and even regain some of the ground it has lost globally. It should then be possible for the Old World to again achieve more growth in the years ahead.

In Europe, Middle East and Africa as well as in Asia Pacific this material is considered marketing material, but this is not the case in the U.S. No assurance can be given that any forecast or target can be achieved. Forecasts are based on assumptions, estimates, opinions and hypothetical models which may prove to be incorrect. Past performance is not indicative of future returns. Performance refers to a nominal value based on price gains/losses and does not take into account inflation. Inflation will have a negative impact on the purchasing power of this nominal monetary value. Depending on the current level of inflation, this may lead to a real loss in value, even if the nominal performance of the investment is positive. Investments come with risk. The value of an investment can fall as well as rise and you might not get back the amount originally invested at any point in time. Your capital may be at risk. This document was produced in December 2024.



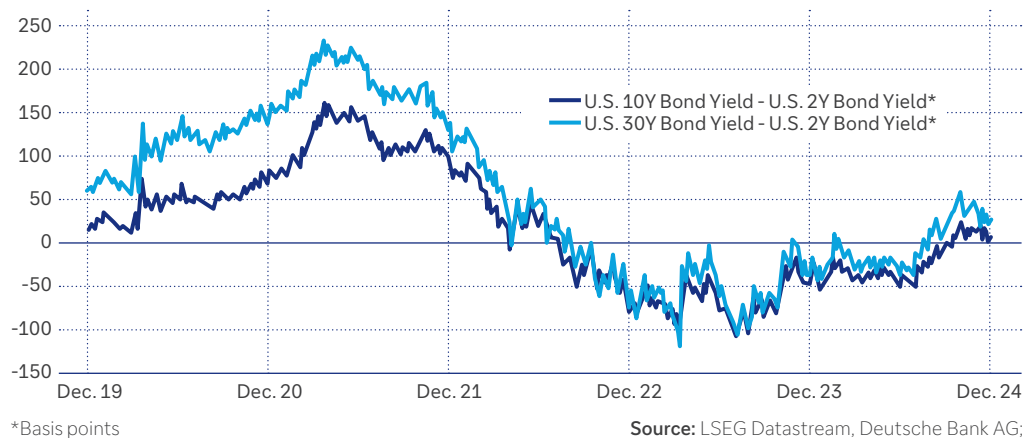
## 3

## Bonds – The return of the premium

- Treasuries and Bunds are expected to remain relatively stable
- Investment grade securities are likely to benefit from persistently high interest rates
- The investment risk does not appear to be adequately reflected in high-yield bonds

For a long time, investors on the U.S. bond market operated in a rather unusual environment where the interest rates for long-term bonds were lower than those for short-term securities. They were therefore not rewarded for the additional risk of a long-term investment – in other words, they received no premium. However, this inverted yield curve has recently disappeared in the wake of slightly higher inflation expectations in the U.S. We expect this normalisation to continue, not least because the U.S. Federal Reserve will limit its monetary easing activities to three further key interest rate cuts by the end of 2025 and supportive fiscal policy measures could drive up the term premium. In addition, the bond markets are likely to remain highly volatile and investors want to be compensated for the corresponding volatility

### The curve – back to “normal” without recession



risks. At the end of 2025, we expect yields of 4.50% for ten-year U.S. government bonds and 4.20% for two-year U.S. government bonds. The overall picture in the Eurozone is somewhat different than in the U.S. The economic outlook is weaker, inflation expectations are lower and the ECB is therefore likely to make larger cuts to its key interest rates by the end of 2025 than the Fed. Our forecasts for German government bonds are correspondingly lower. We expect 2.20% for ten-year Bunds and 1.75% for two-year Bunds by the end of 2025.

We believe that the market for corporate bonds in the U.S. and Europe will remain fundamentally interesting for investors in 2025 because demand from institutional investors such as pension funds and insurance companies is also likely to remain high. This is mainly due to the comparatively high yields that should remain available for high-quality investment grade (IG) securities. The focus could be on bonds from the financial sector,

In Europe, Middle East and Africa as well as in Asia Pacific this material is considered marketing material, but this is not the case in the U.S. No assurance can be given that any forecast or target can be achieved. Forecasts are based on assumptions, estimates, opinions and hypothetical models which may prove to be incorrect. Past performance is not indicative of future returns. Performance refers to a nominal value based on price gains/losses and does not take into account inflation. Inflation will have a negative impact on the purchasing power of this nominal monetary value. Depending on the current level of inflation, this may lead to a real loss in value, even if the nominal performance of the investment is positive. Investments come with risk. The value of an investment can fall as well as rise and you might not get back the amount originally invested at any point in time. Your capital may be at risk. This document was produced in December 2024.



Forecast

**Inflation**

Consumer price inflation forecasts for selected economies compared to the previous year (%).

	2024	2025
U.S.	2.9	2.4
Eurozone	2.3	2.0
Germany	2.5	2.3
Japan	2.5	2.0
China	0.5	1.3

Source: Deutsche Bank AG; Data as of November 15, 2024.



Interest rates for high-quality investment grade corporate bonds to remain relatively attractive in 2025.


such as banks. In contrast to previous years, they offer a similarly high yield to securities from the non-financial sector and generally have good profit prospects.

In the U.S., there could be a certain amount of only moderate, upwards pressure on spreads in 2025, which would probably not be large enough to significantly dampen the total return potential of the U.S. securities that have already been issued. This would be due to higher economic growth momentum in the U.S. – possibly driving inflation – and the already historically low spreads on government bonds that leave little room for further narrowing, favouring a slight widening instead. For investors who want to keep a certain proportion of their portfolio in U.S. dollars, U.S. IG securities appear to be worth a closer look.

IG bonds with variable coupons, known as floaters, deserve consideration in a rising interest rate environment. These floaters – available in both euro and U.S. dollar variants – usually comprise a large proportion of securities from the financial sector and should also be interesting from a yield perspective in 2025.

Due to high demand, the spreads on high-yield (HY) bonds have also narrowed significantly, despite a sizeable supply. In our view, however, the yield spreads no longer adequately reflect the actual investment risk, especially because the default rates in the U.S. (around 3%) and the Eurozone (close to 4%) are at relatively high levels. We therefore expect spreads to widen by the end of 2025. For 2025, we remain cautious regarding corporate bonds from emerging markets. The current tight spreads offer very little buffer against risks from a protectionist global trade environment, potentially higher U.S. interest rates and a stronger U.S. dollar.

In Europe, Middle East and Africa as well as in Asia Pacific this material is considered marketing material, but this is not the case in the U.S. No assurance can be given that any forecast or target can be achieved. Forecasts are based on assumptions, estimates, opinions and hypothetical models which may prove to be incorrect. Past performance is not indicative of future returns. Performance refers to a nominal value based on price gains/losses and does not take into account inflation. Inflation will have a negative impact on the purchasing power of this nominal monetary value. Depending on the current level of inflation, this may lead to a real loss in value, even if the nominal performance of the investment is positive. Investments come with risk. The value of an investment can fall as well as rise and you might not get back the amount originally invested at any point in time. Your capital may be at risk. This document was produced in December 2024.



# 4

## Dollar – Strong economy, strong currency

- 
- Interest rate differential and solid economic growth support the greenback
  - JPY could appreciate further in 2025 – also against the USD
  - EUR and CNY under pressure due to possible U.S. punitive tariffs
- 

The euro/U.S. dollar exchange rate registered sharp movements in the course of 2024. After reaching a high for the year of 1.12 in August, the euro fell to EUR/USD 1.09 by election day in the U.S. on November 5 and then continued its downwards trend. At 1.04, the currency pair reached its lowest level in 13 months in mid-November.

Reasons for the new strength of the U.S. dollar include the tax cuts and additional tariffs announced by U.S. President-elect Donald Trump, which could lead to a sustained rise in inflation in the U.S. in the longer term. In response, market participants priced out a number of further interest rate cuts by the Fed that had previously been expected. Should the pace of interest rate reductions in the U.S. slow, this would result in a wider interest rate differential between the U.S. and the Eurozone and thus increase the attractiveness of the U.S. dollar. In addition, as a result of the planned fiscal stimulus measures, the U.S. economy is likely to grow significantly faster than its Eurozone counterpart in 2025. Against this backdrop, we expect a EUR/USD exchange rate of 1.02 by the end of 2025, subject to any interim volatility.

Due to the comparatively cautious interest rate reduction policy of the Bank of England (BoE), the GBP was strong against the USD until the autumn but has lost some of this strength since the start of October. We expect sterling to trade sideways with moderate

---

In Europe, Middle East and Africa as well as in Asia Pacific this material is considered marketing material, but this is not the case in the U.S. No assurance can be given that any forecast or target can be achieved. Forecasts are based on assumptions, estimates, opinions and hypothetical models which may prove to be incorrect. Past performance is not indicative of future returns. Performance refers to a nominal value based on price gains/losses and does not take into account inflation. Inflation will have a negative impact on the purchasing power of this nominal monetary value. Depending on the current level of inflation, this may lead to a real loss in value, even if the nominal performance of the investment is positive. Investments come with risk. The value of an investment can fall as well as rise and you might not get back the amount originally invested at any point in time. Your capital may be at risk. This document was produced in December 2024.



**Forecast**

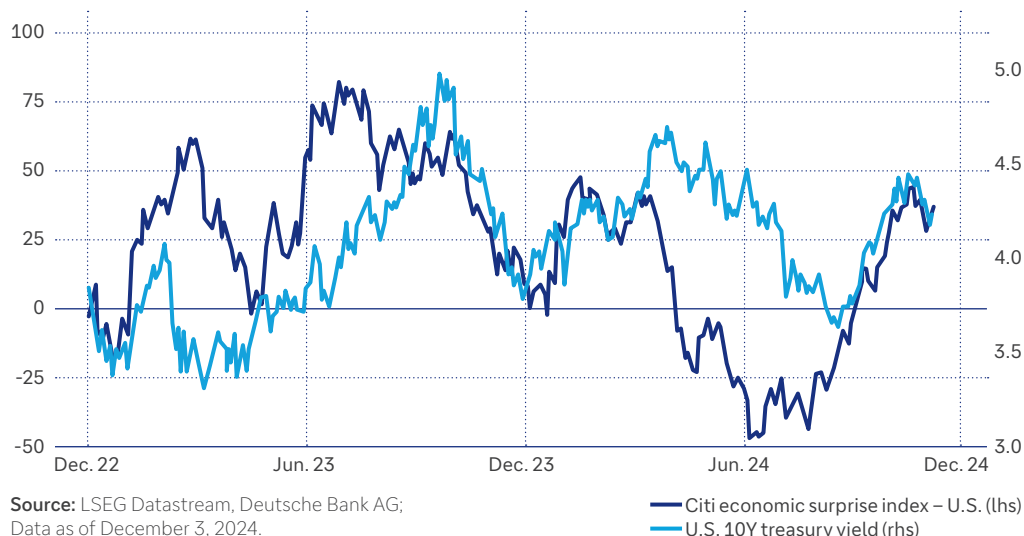
**FX**

Forecasts for exchange rates of major international currencies for end-2025.

EUR vs. USD	1.02
USD vs. JPY	145
EUR vs. JPY	148
EUR vs. CHF	0.94
EUR vs. GBP	0.82
GBP vs. USD	1.25
USD vs. CNY	7.45

Source: Deutsche Bank AG; Data as of November 15, 2024.

**U.S. economy is performing, yields on the rise**



volatility against the USD in 2025. The inflation rate is likely to rise again at the start of 2025 due to the adjustment of the government energy price cap. Nevertheless, the Bank of England is likely to cautiously continue its cycle of interest rate cuts in support of the economic recovery.

In June/July 2024, partly as a result of the hesitant interest rate hiking of the Bank of Japan (BoJ) in recent years compared with that of the Fed or the ECB, the JPY traded at its lowest level against both the USD and the EUR since the mid-1980s and early 1990s. However, supported by a key interest rate hike by the BoJ in July and the emerging recovery of the Japanese economy, it then quickly regained ground. As we expect the BoJ to gradually raise its key policy rate further to 1% in the coming year, this could additionally strengthen the yen, as could the solid Japanese economic growth of 1.2% that we expect in 2025. We therefore forecast a USD/JPY rate of 145 at the end of 2025.

The renminbi recently depreciated moderately because the financial markets were disappointed with the scope of the monetary and fiscal policy measures announced by the Chinese government to support the economy. The People’s Bank of China could devalue the renminbi further in 2025 to strengthen the Chinese economy. However, the central bank is likely to ensure that devaluation pressures do not become too strong to avoid further fuelling the existing trade conflict with the U.S. We therefore forecast a USD/CNY rate of 7.45 at the end of 2025.

Possible U.S. tariffs could exert pressure on the currencies of affected trading areas.

If the tariffs announced by U.S. President-elect Donald Trump exert noticeable pressure on exchange rates in 2025, the overall economic damage they might cause to the affected economic areas – namely China and the Eurozone – may be reduced to some extent by their weaker currencies providing a degree of export stimulus.

In Europe, Middle East and Africa as well as in Asia Pacific this material is considered marketing material, but this is not the case in the U.S. No assurance can be given that any forecast or target can be achieved. Forecasts are based on assumptions, estimates, opinions and hypothetical models which may prove to be incorrect. Past performance is not indicative of future returns. Performance refers to a nominal value based on price gains/losses and does not take into account inflation. Inflation will have a negative impact on the purchasing power of this nominal monetary value. Depending on the current level of inflation, this may lead to a real loss in value, even if the nominal performance of the investment is positive. Investments come with risk. The value of an investment can fall as well as rise and you might not get back the amount originally invested at any point in time. Your capital may be at risk. This document was produced in December 2024.



# 5

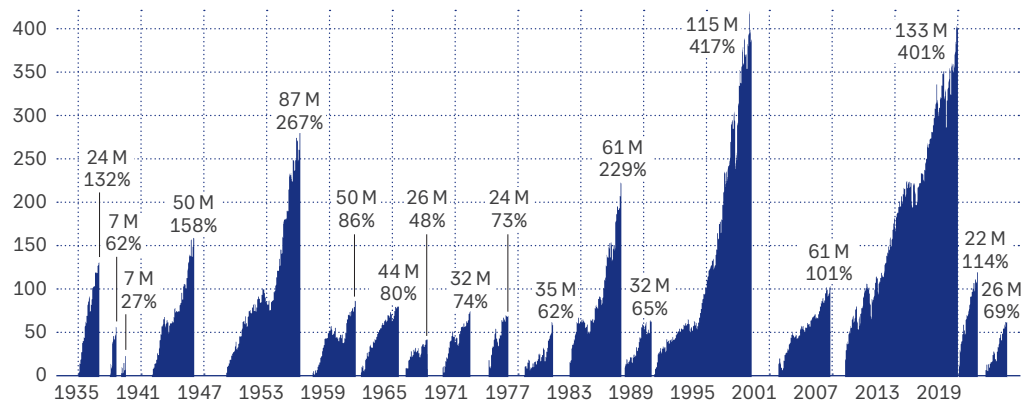
## Stocks – The key to success

- Focus on growth stocks within a broad-based portfolio
- Solid profit growth for companies worldwide
- Persistently high volatility due to a range of uncertainties

Strong corporate profits, the reduced probability of recession and key interest rate cuts by the Fed and the ECB have had a positive impact on general investor sentiment in recent months. The major U.S. growth stocks, which briefly came under pressure mid-year, subsequently returned to a clearly positive trajectory. We kept our emphasis on growth within a broad-based portfolio throughout the period and this proved to be the right decision.

We will continue to focus on growth in 2025 and beyond. In an environment of lower inflation than in the preceding years, we expect further easing from major Western central banks while economic growth should remain supportive – a combination that has proved to provide positive support for share prices in the past. A similar environment existed between 1994

### Stock markets – Room to run



■ S&P 500 bull markets since 1935 (price returns), M = months

Source: LSEG Datastream, Deutsche Bank AG; Data as of December 3, 2024.

and 1997, for example, when the S&P 500 increased by a total of 127%. By contrast, if we look at the S&P 500 since 2021, the increase in value was just 26% up to November 2024. Even if past developments do not allow any conclusions to be drawn about the future developments, we still see further potential for higher share prices in the current market environment.

We are convinced that equities can provide investors with potential access to growth.

We remain convinced that equities can provide investors with potential access to growth. At the corporate level, we expect profits in 2025 to grow at a solid pace – 14% in the U.S., 12% in Germany, 10% in Japan and 8% in Europe. In emerging markets, we remain positive on Asia given the expectation of aggregate double-digit growth in earnings per share. Although the Indian stock market currently seems expensive, we see the country as the next major growth market. Price reductions there could serve as buying opportunities. In addition,

In Europe, Middle East and Africa as well as in Asia Pacific this material is considered marketing material, but this is not the case in the U.S. No assurance can be given that any forecast or target can be achieved. Forecasts are based on assumptions, estimates, opinions and hypothetical models which may prove to be incorrect. Past performance is not indicative of future returns. Performance refers to a nominal value based on price gains/losses and does not take into account inflation. Inflation will have a negative impact on the purchasing power of this nominal monetary value. Depending on the current level of inflation, this may lead to a real loss in value, even if the nominal performance of the investment is positive. Investments come with risk. The value of an investment can fall as well as rise and you might not get back the amount originally invested at any point in time. Your capital may be at risk. This document was produced in December 2024.



tech companies from North Asia are providing interesting opportunities to invest in artificial intelligence.

However, despite the generally positive underlying sentiment, caution is also required on the global equity markets – especially in view of the uncertainties regarding possible new tariffs, particularly on the part of the U.S., and their impact on international trade relations. Moreover, European policies and their impact on the fiscal policy of the major member states in particular are likely to influence stock market developments in Europe. Overall, equity markets are therefore expected to remain highly volatile in the coming year.

Another frequently discussed risk factor for equity markets is rising yields – a scenario that could well materialise intermittently in the U.S. in 2025. In principle, high interest rates make equity investments less attractive than fixed-income investments. However, rising interest rates are not automatically a problem for equities. Provided the increase in interest rates is gradual and growth-driven, we do not see any major downside risk for equity markets. The equity market could only come under pressure if long-term expected U.S. capital market rates increase too sharply to 5% and above.

We expect yields in the U.S. to remain elevated in the coming year alongside higher volatility, so we recommend positioning a portfolio solidly for all market situations by way of dynamic asset allocation and active risk management.



In Europe, Middle East and Africa as well as in Asia Pacific this material is considered marketing material, but this is not the case in the U.S. No assurance can be given that any forecast or target can be achieved. Forecasts are based on assumptions, estimates, opinions and hypothetical models which may prove to be incorrect. Past performance is not indicative of future returns. Performance refers to a nominal value based on price gains/losses and does not take into account inflation. Inflation will have a negative impact on the purchasing power of this nominal monetary value. Depending on the current level of inflation, this may lead to a real loss in value, even if the nominal performance of the investment is positive. Investments come with risk. The value of an investment can fall as well as rise and you might not get back the amount originally invested at any point in time. Your capital may be at risk. This document was produced in December 2024.



## 6

## U.S. stocks – Centre of gravity

- U.S. equities benefiting from the special (economic) policy situation in the U.S.
- Rising corporate profits and large-scale share buybacks as drivers
- Focus still on financials, IT, consumer discretionary and communication services



Within a generally supportive equity market environment, the expectations for the U.S. equity market are positive for 2025 as well. This is mainly due to a number of peculiarities in the (economic) policy landscape on the other side of the Atlantic, where the measures expected as a result of the change in government in January 2025 are driving the long-term expectations of market participants. These include greater deregulation of the economy, extensive government investment and additional tax relief.

In this growth-friendly environment, the profits of U.S. companies should increase significantly. We expect the earnings of S&P 500 companies to grow by 14%. An additional boost to share prices is anticipated from large-scale share buybacks – when companies repurchase some of their own shares. Such moves are an expression of the strong focus of major U.S. companies in particular on the interests of shareholders and a signal to market participants that the companies are doing well financially. As a result, they reduce the number of shares in circulation, which has a direct and positive impact on the key share indicator of “earnings per share” (EPS) and thus usually also on share prices. According to our forecasts, the buyback volume in the U.S. is likely to amount to around USD950bn in 2025, corresponding to around half of total corporate profits.

Our long-term focus for U.S. equities remains on financials and those sectors that are likely to benefit from a growth-enhancing environment, such as IT, consumer discretionary and communication services. Taken together, the latter account for around 50% of the market capitalisation of the U.S. equity market. However, despite the favourable signs, we do not

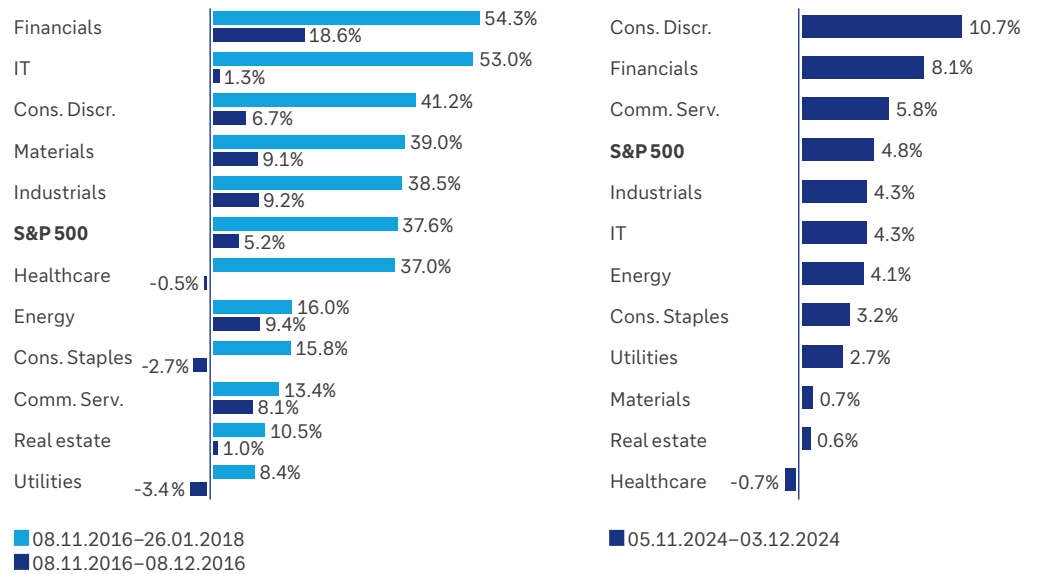
Our long-term focus remains on financials and sectors that are likely to benefit from a growth-enhancing environment, such as IT, consumer discretionary and communication services.

In Europe, Middle East and Africa as well as in Asia Pacific this material is considered marketing material, but this is not the case in the U.S. No assurance can be given that any forecast or target can be achieved. Forecasts are based on assumptions, estimates, opinions and hypothetical models which may prove to be incorrect. Past performance is not indicative of future returns. Performance refers to a nominal value based on price gains/losses and does not take into account inflation. Inflation will have a negative impact on the purchasing power of this nominal monetary value. Depending on the current level of inflation, this may lead to a real loss in value, even if the nominal performance of the investment is positive. Investments come with risk. The value of an investment can fall as well as rise and you might not get back the amount originally invested at any point in time. Your capital may be at risk. This document was produced in December 2024.





### U.S. post election rally 2016–2018\*



\*S&P 500 total return. Source: LSEG Datastream, Deutsche Bank AG; Data as of December 3, 2024.

#### Forecast

#### Equity index

Forecasts for price levels of major equity indices for end-2025 (index points).

United States (S&P 500)	6,500
Germany (DAX)	20,500
Eurozone (EURO STOXX 50)	4,950
Europe (STOXX Europe 600)	525
Japan (MSCI Japan)	1,770
Switzerland (SMI)	12,050
United Kingdom (FTSE 100)	8,150
Emerging Markets (MSCI EM)	1,150
Asia ex Japan (MSCI Asia ex Japan)	750
Australia (MSCI Australia)	1,650

Source: Deutsche Bank AG; Data as of November 15, 2024.

consider an excessive focus on growth stocks to be advisable from a risk perspective. Instead, they could form the core of a broad-based equity portfolio that also includes interesting reasonably priced defensive U.S. growth stocks and small caps as well as stocks and securities from other promising regions such as Europe and Asia.

Both current market indicators and historical data show that the upward trend on the U.S. stock market may not end for some time yet. Compared with past periods of rising share prices, the current U.S. bull market is still relatively young at just over two years. In the past 90 years, the average U.S. bull market has lasted 47 months, during which the S&P 500 rose by an average of 137% in U.S. dollar terms (see chart on page 14). By contrast, the current increase is just 69%. Although this comparison is no guarantee of rising prices in the future, it at least makes clear that some investors' concerns about the already good performance soon leading to a crash are not necessarily justified. In fact, as the past has shown, good stock market years occur far more frequently than bad ones. Since 1928, the S&P 500 has seen a total of 71 good years with an average increase in total return of 21% compared with 26 bad years, which had an average decrease of 13.5%.

We expect another good year for the U.S. stock market in 2025 although we are monitoring potential disruptive factors such as excessively high yields. Our expectation for the S&P 500 is 6,500 points at the end of 2025.

In Europe, Middle East and Africa as well as in Asia Pacific this material is considered marketing material, but this is not the case in the U.S. No assurance can be given that any forecast or target can be achieved. Forecasts are based on assumptions, estimates, opinions and hypothetical models which may prove to be incorrect. Past performance is not indicative of future returns. Performance refers to a nominal value based on price gains/losses and does not take into account inflation. Inflation will have a negative impact on the purchasing power of this nominal monetary value. Depending on the current level of inflation, this may lead to a real loss in value, even if the nominal performance of the investment is positive. Investments come with risk. The value of an investment can fall as well as rise and you might not get back the amount originally invested at any point in time. Your capital may be at risk. This document was produced in December 2024.



## 7

## European stocks – Positives still apparent

- Strong international German companies – despite domestic economic weakness
- Potential for European equities – albeit lower than for U.S. stocks
- Focus on financials and industrials

Many German companies are now global enterprises generating much of their sales and profits in other countries.

When looking at Germany's current economic and business situation, some market participants are currently drawing parallels with one of the country's literary classics. In his novel "Buddenbrooks", Thomas Mann describes a family which allows its company to fall into decline over the generations because of a lack of drive and willingness to innovate. However, the fact that Thomas Mann was awarded the Nobel Prize for Literature in 1929 for this novel in particular does not make this admittedly plausible picture any less incongruous – at least as far as companies are concerned – because the world has changed since the time of the Buddenbrooks. Unlike them, many German companies today are innovative, world market leaders in a number of areas and part of a global network – and therefore no longer actually "German" companies but global enterprises that generate a large proportion of their sales and profits in other countries. Therefore, the paradox of successful companies in a stagnating economy that has often been discussed recently in connection with Germany is not a paradox at all.

This becomes particularly clear when considering the DAX. While industrial production in Germany has fallen markedly over the past ten years – largely due to the country's declining automotive production – Germany's leading index has more than doubled in value. The situation is similar in Europe overall and on the pan-European STOXX Europe 600. The question that needs to be asked, therefore, is how Germany and the rest of Europe can

In Europe, Middle East and Africa as well as in Asia Pacific this material is considered marketing material, but this is not the case in the U.S. No assurance can be given that any forecast or target can be achieved. Forecasts are based on assumptions, estimates, opinions and hypothetical models which may prove to be incorrect. Past performance is not indicative of future returns. Performance refers to a nominal value based on price gains/losses and does not take into account inflation. Inflation will have a negative impact on the purchasing power of this nominal monetary value. Depending on the current level of inflation, this may lead to a real loss in value, even if the nominal performance of the investment is positive. Investments come with risk. The value of an investment can fall as well as rise and you might not get back the amount originally invested at any point in time. Your capital may be at risk. This document was produced in December 2024.



maintain and boost their economic dynamism. In our opinion, considerably more investment especially is now needed to boost productivity. There are plans for such a growth offensive, for example those proposed by Mario Draghi, the former head of the European Central Bank. However, they are still awaiting implementation.

Investors should monitor both sides of the German and European stock markets: the strength of many companies on the one hand and the macroeconomic and political challenges on the other. Overall, the STOXX Europe 600 is trailing the U.S. market in terms of corporate earnings growth. In particular, economic concerns in China, the weakness of the automotive sector and political uncertainties – particularly in France and Germany – are having a negative impact on performance. The valuation discount of the pan-European lead index compared with the S&P 500, for example, is now around 40%. In 2025, we expect high-single-digit earnings growth in Europe which, coupled with low valuations, should provide moderate return prospects. Financials and industrials stand out favourably as our sector picks. We expect the STOXX Europe 600 to reach 525 points by the end of 2025 and see the DAX at 20,500 points.

### Germany – Not growing and de-industrialising



Source: LSEG Datastream, Deutsche Bank AG; Data as of December 3, 2024. — DAX (indexed: Nov. 2014 = 100) — Germany Industrial production (indexed: Nov. 2014 = 100)

In Europe, Middle East and Africa as well as in Asia Pacific this material is considered marketing material, but this is not the case in the U.S. No assurance can be given that any forecast or target can be achieved. Forecasts are based on assumptions, estimates, opinions and hypothetical models which may prove to be incorrect. Past performance is not indicative of future returns. Performance refers to a nominal value based on price gains/losses and does not take into account inflation. Inflation will have a negative impact on the purchasing power of this nominal monetary value. Depending on the current level of inflation, this may lead to a real loss in value, even if the nominal performance of the investment is positive. Investments come with risk. The value of an investment can fall as well as rise and you might not get back the amount originally invested at any point in time. Your capital may be at risk. This document was produced in December 2024.



## 8

## Commodities – Off to new shores

- Supply and demand on the oil market balanced – little price potential
- Gold likely to remain in demand as a hedging instrument in 2025
- Copper on the upturn in the long term thanks to the energy transition and digitalisation

The point at which global demand for crude oil will stop growing has been the subject of heated debate on the commodities markets for decades. According to a report by the International Energy Agency (IEA), it could happen around 2030. Other estimates put the peak oil date somewhat later. What does seem certain is that oil will remain an important commodity for a long time to come but that its importance will decline steadily due to the expansion of renewable energy. In the past 20 years alone, the share of non-fossil forms of energy in global electricity production has risen from less than 20% to around 30%.

However, the oil market has come under pressure in recent months, primarily due to the weakness of China's economy. While the Middle Kingdom still accounted for 70% of the growth in global oil demand in 2023, this figure is expected to fall to just 20% in 2024. At the same time, oil-producing countries that are not members of OPEC+, in particular the U.S., are increasing supply.



We assume that oil market supply and demand will be roughly balanced in 2025. By the end of 2025, we expect the price of Brent crude to be slightly lower at USD69/bbl. On the one hand, the OPEC+ countries have announced that they will not continue their voluntary production cuts that have been in place since spring 2023 and will instead gradually increase production. In addition, it appears that the next U.S. administration will want to expand the country's oil production further. On the other hand, the OPEC+ countries would be likely to respond to an excessive drop in the oil price, for example, by again postponing the reversal of production cuts. Moreover, a possible stabilisation of economic growth in China could have a positive effect on prices. Overall, there are still a large number of

In Europe, Middle East and Africa as well as in Asia Pacific this material is considered marketing material, but this is not the case in the U.S. No assurance can be given that any forecast or target can be achieved. Forecasts are based on assumptions, estimates, opinions and hypothetical models which may prove to be incorrect. Past performance is not indicative of future returns. Performance refers to a nominal value based on price gains/losses and does not take into account inflation. Inflation will have a negative impact on the purchasing power of this nominal monetary value. Depending on the current level of inflation, this may lead to a real loss in value, even if the nominal performance of the investment is positive. Investments come with risk. The value of an investment can fall as well as rise and you might not get back the amount originally invested at any point in time. Your capital may be at risk. This document was produced in December 2024.



Forecast

Commodity prices

Forecasts for gold, oil and copper prices for end-2025.

Gold (USD/oz)	2,800
Oil (Brent Spot, USD/bbl)	69
Copper (USD/metric ton)	9,850

Source: Deutsche Bank AG; Data as of November 15, 2024.

Both the global energy transition and the digital transformation are driving demand for industrial metals in the long term.

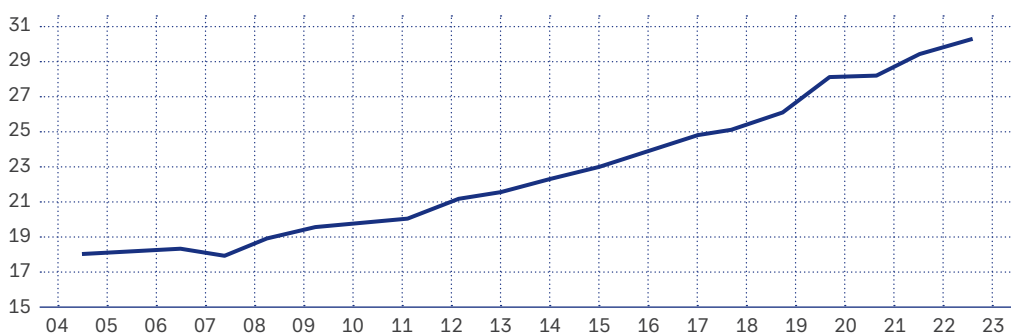
uncertainties regarding the oil price. These include the future U.S. administration’s trade policy and geopolitical risks, for example with regard to Iran and the Strait of Hormuz, which serves as a transport route for around one-fifth of global oil demand.

Industrial metals are essential for both the global energy transition and the digital transformation. For example, 25 to 35 tonnes of copper are needed to supply just a small data centre with electricity. According to estimates, demand for copper could increase by 50% by 2040 if the IEA Net Zero Emissions scenario is implemented. During 2024, the price of copper rose by around 7.5% through to mid-November – despite weakening demand from the ailing Chinese construction sector. If China, as the world’s largest buyer of copper and with its massive investments in renewable energy and power grids, overcomes its economic weakness, this could additionally drive copper demand in the medium term.

On the supply side, no significant increase in copper production is expected in the short term. In fact, supply might decrease due to declining ore quality. Chile, which accounts for around one quarter of global copper production, increased its output by 3% year-on-year in the first nine months of 2024. However, this is still well below the production volumes of previous years. We expect the price of copper to be USD9,850/t at the end of 2025.

The price of gold reached an all-time high of USD2,790/oz on October 31 and increased by more than 25% year on year – driven by its function as a “safe haven” in the run-up to the U.S. election. The precious metal is likely to remain in demand in 2025 as well, despite the relatively high capital market rates that are expected and the strong U.S. dollar. The reason for this is the strong demand for physical gold, for example from central banks. In addition, the precious metal should be able to demonstrate its importance as a risk-hedging component in a portfolio, especially at a time of great uncertainty. We expect the price of gold to fluctuate at around USD2,800/oz by the end of 2025.

Alternative energy – Clearly on the rise



Source: LSEG Datastream, Deutsche Bank AG; Data as of December 3, 2024.

— Share of global electricity from renewables (%)

In Europe, Middle East and Africa as well as in Asia Pacific this material is considered marketing material, but this is not the case in the U.S. No assurance can be given that any forecast or target can be achieved. Forecasts are based on assumptions, estimates, opinions and hypothetical models which may prove to be incorrect. Past performance is not indicative of future returns. Performance refers to a nominal value based on price gains/losses and does not take into account inflation. Inflation will have a negative impact on the purchasing power of this nominal monetary value. Depending on the current level of inflation, this may lead to a real loss in value, even if the nominal performance of the investment is positive. Investments come with risk. The value of an investment can fall as well as rise and you might not get back the amount originally invested at any point in time. Your capital may be at risk. This document was produced in December 2024.



# 9

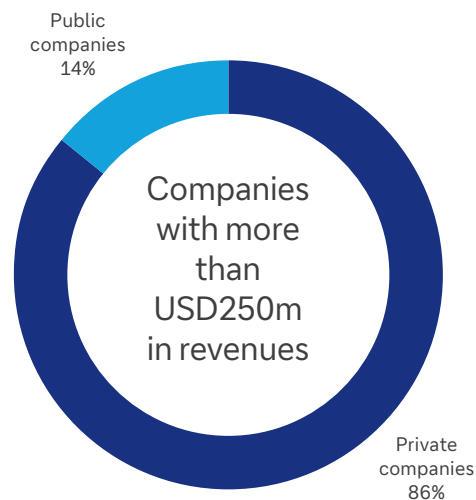
## Alternatives – Public & private mixology

- Infrastructure: new foundations for the future
- Data centres and logistics: Commercial real estate for the transition
- Private equity: interesting sector weightings outside the stock market

Alternative investments can make a contribution to diversifying a portfolio comprised of publicly listed assets such as stocks and bonds. They are both exchange-traded and non-exchange-traded securities, which is reflected in particular in their differing liquidities and minimum holding periods. In 2025, there should also be interesting opportunities for private investors in the areas of infrastructure, private equity and, to a certain extent, real estate.

Infrastructure investments are usually focused on basic services and facilities in sectors such as energy, transport and utilities. They are associated with long-term, recurring and foreseeable payment streams that are inflation-adjusted for some facilities, making their yield characteristics less dependent on the prevailing economy. In terms of growth prospects, we believe that the focus in 2025 will be on areas such as telecommunications (mobile phone masts in the U.S., data centres) and electricity (power grids and storage facilities, generators for renewable energy). This is because the transformation and security of the energy supply with a strong focus on renewable energy, increasing digitalisation and the restructuring of supply chains – including reshoring and nearshoring activities to strengthen resilience – require the development and expansion of infrastructure such as solar parks and wind farms, power and data grids, motorways, electric vehicle charging stations, hydrogen infrastructure, battery production and railway lines.

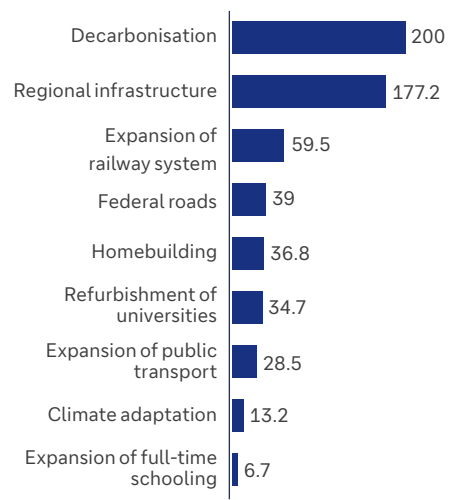
### Private markets – Correcting for public market biases



Represents the share of companies in North America, Europe and Asia.

Source: Blackstone, Capital IQ; Data as of November 2023.

### Estimated public investment needs in Germany



■ EUR bn, over 10 years (2024 prices)

Source: IW Köln, IMK Hans-Böckler-Stiftung, Deutsche Bank AG; Data as of December 3, 2024.

In Europe, Middle East and Africa as well as in Asia Pacific this material is considered marketing material, but this is not the case in the U.S. No assurance can be given that any forecast or target can be achieved. Forecasts are based on assumptions, estimates, opinions and hypothetical models which may prove to be incorrect. Past performance is not indicative of future returns. Performance refers to a nominal value based on price gains/losses and does not take into account inflation. Inflation will have a negative impact on the purchasing power of this nominal monetary value. Depending on the current level of inflation, this may lead to a real loss in value, even if the nominal performance of the investment is positive. Investments come with risk. The value of an investment can fall as well as rise and you might not get back the amount originally invested at any point in time. Your capital may be at risk. This document was produced in December 2024.



Structural trends are impacting the real estate sector, with logistics one of several possible gainers.

Advances in fields such as artificial intelligence and e-commerce are also driving demand for data centre and logistics capacities in the real estate sector. In addition to national and regional government programmes, the use of private capital is playing a growing role. In the commercial real estate sector, investors may focus on the logistics segment, which should benefit from continued growth in online retailing. Properties in sectors such as self-storage (rental storage), research and healthcare and data centres also appear interesting in the long term. Structural trends such as increasing urbanisation, rising healthcare expenditures and the use of artificial intelligence are likely to bolster demand in the future.

Private equity investments provide opportunities to diversify the portfolio. Worldwide, 86% of companies with an annual turnover of more than USD250m are not listed on a stock exchange. In our opinion, these companies offer access to an interesting sector weighting that differs significantly from that of listed companies. Risk-conscious investors should focus on strategies that promote organically growing companies, whereas growth-oriented investors could also consider venture capital investments in promising start-ups.

In Europe, Middle East and Africa as well as in Asia Pacific this material is considered marketing material, but this is not the case in the U.S. No assurance can be given that any forecast or target can be achieved. Forecasts are based on assumptions, estimates, opinions and hypothetical models which may prove to be incorrect. Past performance is not indicative of future returns. Performance refers to a nominal value based on price gains/losses and does not take into account inflation. Inflation will have a negative impact on the purchasing power of this nominal monetary value. Depending on the current level of inflation, this may lead to a real loss in value, even if the nominal performance of the investment is positive. Investments come with risk. The value of an investment can fall as well as rise and you might not get back the amount originally invested at any point in time. Your capital may be at risk. This document was produced in December 2024.



# 10

## Risk – Recessions, rates & rotations

- 
- Investors must be prepared for a range of trade and geopolitical risks
  - Fundamentally positive growth expectations should be kept in sight
  - A broad-based portfolio and active risk management are advisable
- 

Even before Donald Trump takes office as the 47th President of the United States on January 20, 2025, heads of government, business leaders and market participants around the world will be unlikely to take their eyes off the White House for quite some time. During the election campaign, Trump had already announced trade policy measures in the form of additional tariffs on Chinese and European imports, for example, which could severely disrupt global trade relations.

Resurgent inflation in the U.S. would also have a negative impact on capital markets. If the Fed does not respond appropriately, this could result in a sharp rise in capital market rates. And lastly, a recession in the U.S. – and in other major economic zones – is not entirely inconceivable, although we do not expect one in the years ahead.

In 2025, there are likely to be a number of geopolitical risks in addition to these economic policy risk areas, which can be supplemented as necessary if looking beyond the U.S. – keywords here being the Chinese real estate market or the upheaval in the global automotive industry. These risks include a possible blockade by Iran of the key oil transport route through the Strait of Hormuz, the war in the Middle East and developments in connection with the war between Russia and Ukraine.

---

In Europe, Middle East and Africa as well as in Asia Pacific this material is considered marketing material, but this is not the case in the U.S. No assurance can be given that any forecast or target can be achieved. Forecasts are based on assumptions, estimates, opinions and hypothetical models which may prove to be incorrect. Past performance is not indicative of future returns. Performance refers to a nominal value based on price gains/losses and does not take into account inflation. Inflation will have a negative impact on the purchasing power of this nominal monetary value. Depending on the current level of inflation, this may lead to a real loss in value, even if the nominal performance of the investment is positive. Investments come with risk. The value of an investment can fall as well as rise and you might not get back the amount originally invested at any point in time. Your capital may be at risk. This document was produced in December 2024.





Investors should not lose sight of underlying growth trends at the macroeconomic and corporate levels in 2025.

Sector rotation is a risk of the stock market’s own making. In the summer of 2024, for example, investors sold off large numbers of shares in the fastest-growing US companies or a combination of different reasons – including company valuations, profit-taking and the prospect of falling capital market rates – and invested increasingly in second-tier stocks instead. Investors who had completed this rotation then faced challenges because demand for growth stocks resumed following a market correction. We are not ruling out the possibility that such rotations could also occur in 2025. On the bond market, by contrast, we expect continued high volatility against the backdrop of potentially higher U.S. capital market rates and a stronger U.S. dollar.

In cognisance of these challenges, investors should not lose sight of the underlying growth trend at the macroeconomic and corporate levels in 2025. In our view, equities are the key to success. Rather than standing on the sidelines and accepting real capital losses due to increased inflation rates, it is important to diversify capital sensibly and actively manage market risks. On the stock market, one option could be a barbell strategy in which capital is invested in different market segments. In the case of bonds, it is primarily a question of managing maturities and credit ratings. Lastly, the currency portfolio should also be broad based and not just include the domestic currency, for example by investing in the capital markets of other currency areas. Alternative investments can also be added for diversification. Gold can be included due to its hedging characteristics with regards to the risks mentioned above. The fact that gold has delivered a significant return despite rising U.S. real yields – which are generally negative correlated with gold prices – highlights its effectiveness in such an environment.

### Gold – Higher despite rising real yields



Source: LSEG Datastream, Deutsche Bank AG; Data as of December 3, 2024.

— Gold (USD/oz, lhs)  
— U.S. 10Y real yield (inverted, rhs)

In Europe, Middle East and Africa as well as in Asia Pacific this material is considered marketing material, but this is not the case in the U.S. No assurance can be given that any forecast or target can be achieved. Forecasts are based on assumptions, estimates, opinions and hypothetical models which may prove to be incorrect. Past performance is not indicative of future returns. Performance refers to a nominal value based on price gains/losses and does not take into account inflation. Inflation will have a negative impact on the purchasing power of this nominal monetary value. Depending on the current level of inflation, this may lead to a real loss in value, even if the nominal performance of the investment is positive. Investments come with risk. The value of an investment can fall as well as rise and you might not get back the amount originally invested at any point in time. Your capital may be at risk. This document was produced in December 2024.



## Appendix

# Macroeconomic forecasts

	2024	2025	Consensus 2025 (BBG*)
<b>GDP growth rate (%)</b>			
U.S. <sup>1</sup>	2.7	2.0	1.9
Eurozone	0.7	0.9	1.2
Germany	-0.1	0.6	0.8
France	1.2	0.8	1.0
Italy	0.4	0.5	1.0
Spain	3.0	1.7	2.1
Japan	-0.1	1.2	1.2
China	4.9	4.2	4.5
World	3.1	3.1	3.1
<b>Consumer price inflation (%)</b>			
U.S.	2.9	2.4	2.3
Eurozone	2.3	2.0	2.0
Germany	2.5	2.3	2.1
Japan	2.5	2.0	2.0
China	0.5	1.3	1.3
<b>Unemployment rate (%)</b>			
U.S.	4.1	4.2	4.3
Eurozone	6.4	6.3	6.5
Germany	6.0	6.1	6.1
Japan	2.5	2.4	2.5
China <sup>2</sup>	5.1	5.0	5.1
<b>Fiscal balance (% of GDP)</b>			
U.S.	-6.6	-7.3	-6.5
Eurozone	-2.8	-3.0	-2.7
Germany	-2.1	-1.8	-1.5
Japan	-6.0	-4.0	-3.5
China <sup>3</sup>	-13.2	-13.1	-5.0

\*Bloomberg consensus. <sup>1</sup> For the U.S., GDP growth Q4/Q4 is 1.5% in 2024 and 2.1% in 2025. <sup>2</sup> Urban unemployment rate (end of period), not comparable to consensus data. <sup>3</sup> China fiscal deficit refers to augmented fiscal balance (widest definition) from IMF. It is not comparable with the consensus.

**Source:** Deutsche Bank AG, Bloomberg Finance L.P. Data as of November 15, 2024.

In Europe, Middle East and Africa as well as in Asia Pacific this material is considered marketing material, but this is not the case in the U.S. No assurance can be given that any forecast or target can be achieved. Forecasts are based on assumptions, estimates, opinions and hypothetical models which may prove to be incorrect. Past performance is not indicative of future returns. Performance refers to a nominal value based on price gains/losses and does not take into account inflation. Inflation will have a negative impact on the purchasing power of this nominal monetary value. Depending on the current level of inflation, this may lead to a real loss in value, even if the nominal performance of the investment is positive. Investments come with risk. The value of an investment can fall as well as rise and you might not get back the amount originally invested at any point in time. Your capital may be at risk. This document was produced in December 2024.



## Appendix

# Asset class forecasts for December 2025

## Sovereign bond yields (%)

United States (2-year U.S. Treasury)	4.20
United States (10-year U.S. Treasury)	4.50
United States (30-year U.S. Treasury)	4.65
Germany (2-year German Bund)	1.75
Germany (10-year German Bund)	2.20
Germany (30-year German Bund)	2.50
United Kingdom (10-year UK Government)	4.00
Japan (2-year Japan Government)	0.80
Japan (10-year Japan Government)	1.40

## Benchmark rates (%)

United States (federal funds rate)	3.75-4.00
Eurozone (deposit rate)	2.00
United Kingdom (repo rate)	3.00
Japan (policy rate)	1.00
China (1-year lending rate)	2.75

## Currencies

EUR vs. USD	1.02
USD vs. JPY	145
EUR vs. JPY	148
EUR vs. CHF	0.94
EUR vs. GBP	0.82
GBP vs. USD	1.25
USD vs. CNY	7.45

## Equity indices

United States (S&P 500)	6,500
Germany (DAX)	20,500
Eurozone (EURO STOXX 50)	4,950
Europe (STOXX Europe 600)	525
Japan (MSCI Japan)	1,770
Switzerland (SMI)	12,050
United Kingdom (FTSE 100)	8,150
Emerging Markets (MSCI EM)	1,150
Asia ex Japan (MSCI Asia ex Japan)	750
Australia (MSCI Australia)	1,650

## Commodities (USD)

Gold (oz)	2,800
Crude Oil (Brent Spot, bbl)	69
Copper (t)	9,850
EU Carbon Allowances (Carbon Spot, t)	75

## Corporate & EM bond spreads (bps)

EUR IG Corp	95
EUR HY	400
USD IG Corp	85
USD HY	325
Asia Credit	125
EM Sovereign	390

Source: Deutsche Bank AG; Data as of November 15, 2024.

In Europe, Middle East and Africa as well as in Asia Pacific this material is considered marketing material, but this is not the case in the U.S. No assurance can be given that any forecast or target can be achieved. Forecasts are based on assumptions, estimates, opinions and hypothetical models which may prove to be incorrect. Past performance is not indicative of future returns. Performance refers to a nominal value based on price gains/losses and does not take into account inflation. Inflation will have a negative impact on the purchasing power of this nominal monetary value. Depending on the current level of inflation, this may lead to a real loss in value, even if the nominal performance of the investment is positive. Investments come with risk. The value of an investment can fall as well as rise and you might not get back the amount originally invested at any point in time. Your capital may be at risk. This document was produced in December 2024.



## Appendix

# Historical performance

	09.12.2019– 09.12.2020	09.12.2020– 09.12.2021	09.12.2021– 09.12.2022	09.12.2022– 09.12.2023	09.12.2023– 09.12.2024
<b>Performance</b>					
S&P 500	17.1%	27.1%	-15.7%	17.0%	31.5%
STOXX Europe 600	-2.8%	20.8%	-7.9%	7.5%	10.4%
MSCI EM	19.5%	-0.6%	-21.6%	-0.3%	14.3%
EURO STOXX 50	-3.9%	19.2%	-6.3%	14.7%	10.2%
SMI	0.0%	20.9%	-12.2%	0.0%	6.2%
DAX	1.8%	17.2%	-8.1%	16.6%	21.4%
FTSE 100	-9.3%	11.5%	2.1%	1.0%	10.6%
MSCI Japan	4.8%	13.0%	-2.3%	18.5%	18.3%
MSCI Australia	-2.4%	8.9%	-0.5%	0.9%	17.2%
MSCI Asia ex Japan	22.7%	-1.2%	-18.6%	-3.5%	18.1%
2-year U.S. Treasury	3.1%	-0.4%	-3.4%	2.9%	5.1%
10-year U.S. Treasury	11.4%	-2.4%	-15.1%	-1.5%	4.3%
30-year U.S. Treasury	18.8%	-2.7%	-29.8%	-8.7%	2.8%
2-year German Bund	-0.5%	-0.8%	-3.7%	1.6%	3.0%
10-year German Bund	3.2%	-1.9%	-17.7%	-0.1%	2.3%
30-year German Bund	11.8%	-3.3%	-38.3%	-17.7%	2.3%
10-year UK Government	5.7%	-3.4%	-18.8%	-2.0%	3.2%
2-year Japan Government	-0.1%	-0.2%	-0.2%	0.0%	-0.7%
10-year Japan Government	0.0%	0.1%	-1.2%	-1.6%	-1.4%
EUR vs. USD	-1.6%	2.2%	-6.6%	-6.6%	8.8%
USD vs. JPY	3.3%	6.2%	20.3%	9.0%	-4.2%
EUR vs. JPY	1.7%	8.5%	12.3%	1.8%	4.3%
EUR vs. CHF	-1.9%	-4.1%	-5.5%	-3.3%	-1.5%
EUR vs. GBP	-3.5%	-0.2%	0.6%	-6.9%	8.6%
GBP vs. USD	1.9%	2.3%	-7.2%	0.4%	0.2%
USD vs. CNY	1.2%	2.8%	9.3%	-2.7%	-7.0%
Gold (oz)	26.4%	-3.7%	1.1%	11.4%	33.1%
Crude Oil (Brent Spot, bbl)	-24.0%	52.3%	2.3%	-0.3%	-4.9%
Crude Oil (WTI, bbl)	-22.9%	55.8%	0.1%	0.3%	-4.0%
Copper (t)	27.4%	23.8%	-10.8%	-1.7%	9.0%

Source: Deutsche Bank AG, Bloomberg Finance L.P., LSEG Datastream; Data as of December 9, 2024.

In Europe, Middle East and Africa as well as in Asia Pacific this material is considered marketing material, but this is not the case in the U.S. No assurance can be given that any forecast or target can be achieved. Forecasts are based on assumptions, estimates, opinions and hypothetical models which may prove to be incorrect. Past performance is not indicative of future returns. Performance refers to a nominal value based on price gains/losses and does not take into account inflation. Inflation will have a negative impact on the purchasing power of this nominal monetary value. Depending on the current level of inflation, this may lead to a real loss in value, even if the nominal performance of the investment is positive. Investments come with risk. The value of an investment can fall as well as rise and you might not get back the amount originally invested at any point in time. Your capital may be at risk. This document was produced in December 2024.



## Glossary

**Artificial intelligence (AI)** in computer science refers to computer programs and algorithms that are able to replicate human skills such as learning, problem solving or decision-making.

The **Bank of England (BoE)** is the central bank of Great Britain.

The **Bank of Japan (BoJ)** is the central bank of Japan.

**Brent** is a grade of crude oil used as a benchmark in oil pricing.

**Bunds** are federal bonds, i.e. German government bonds.

**CHF** is the currency code for the Swiss Franc.

**CNY**, also known as Renminbi (RMB) is the currency code for the Chinese yuan.

**Congress** is the legislature of the United States, consisting of two chambers, the Senate and the House of Representatives.

The **consumer price index (CPI)** measures the price of a basket of products and services that is based on the typical consumption of a private household.

The **DAX** is a blue-chip stock-market index consisting of the 40 major German companies trading on the Frankfurt Stock Exchange; other DAX indices include a wider range of firms.

**Democrats** is the abbreviation for the Democratic Party in the United States, one of the two main parties.

A **developed market (DM)** is a country that is advanced economically, with developed capital markets and high levels of per capita income.

**Earnings per share (EPS)** are calculated as a companies' net income minus dividends of preferred stock all divided by the total number of shares outstanding.

An **emerging market (EM)** is a country that has some characteristics of a developed market in terms of market efficiency, liquidity and other factors, but does not meet all developed market criteria.

**EUR** is the currency code for the euro, the currency of the Eurozone.

The **European Central Bank (ECB)** is the central bank for the Eurozone.

The **EURO STOXX 50 Index** tracks the performance of blue-chip stocks in the Eurozone and includes the super-sector leaders in terms of market capitalization.

The **Eurozone** is formed of 20 European Union member states that have adopted the euro as their common currency and sole legal tender.

The **Fed funds rate** is the interest rate at which depository institutions lend overnight to other depository institutions.

The **Federal Reserve (Fed)** is the central bank of the United States. Its **Federal Open Market Committee (FOMC)** meets to determine interest rate policy.

**Floating rate bonds (floaters)**, in contrast to conventional bonds, do not have a fixed coupon over the term. The coupon is reviewed periodically and adjusted in line with the evolution of a reference interest rate.

The **FTSE 100 Index** tracks the performance of the 100 major companies trading on the London Stock Exchange.

**GBP** is the currency code for the British pound/sterling.

**Gross domestic product (GDP)** is the monetary value of all the finished goods and services produced within a country's borders in a specific time period.

**High yield (HY)** bonds are higher-yielding bonds with a lower credit rating than investment-grade corporate bonds, Treasury bonds and municipal bonds.

---

In Europe, Middle East and Africa as well as in Asia Pacific this material is considered marketing material, but this is not the case in the U.S. No assurance can be given that any forecast or target can be achieved. Forecasts are based on assumptions, estimates, opinions and hypothetical models which may prove to be incorrect. Past performance is not indicative of future returns. Performance refers to a nominal value based on price gains/losses and does not take into account inflation. Inflation will have a negative impact on the purchasing power of this nominal monetary value. Depending on the current level of inflation, this may lead to a real loss in value, even if the nominal performance of the investment is positive. Investments come with risk. The value of an investment can fall as well as rise and you might not get back the amount originally invested at any point in time. Your capital may be at risk. This document was produced in December 2024.



## Glossary

The **International Energy Agency (IEA)** is an intergovernmental agency studying energy-related issues.

An **investment grade (IG)** rating by a rating agency such as Standard & Poor's indicates that a bond is seen as having a relatively low risk of default.

**JPY** is the currency code for the Japanese yen, the Japanese currency.

The **MSCI Asia ex Japan Index** captures large- and mid-cap representation across 2 of 3 developed-market countries (excluding Japan) and 8 emerging-market countries in Asia.

The **MSCI Australia Index** tracks the performance of large- and mid-cap stocks in Australia.

The **MSCI EM Index** captures large and mid cap representation across 24 emerging markets countries.

The **MSCI Japan Index** measures the performance of around 320 large and mid-cap stocks drawn accounting for about 85% of Japanese market capitalization.

The **Nasdaq 100 Index** is a collection of the 100 largest, most actively traded companies listed on the Nasdaq stock exchange.

The **NextGenerationEU (NGEU)** fund is a European Union recovery package to support member states hit by the COVID-19 pandemic.

The **Organization of the Petroleum Exporting Countries (OPEC)** is an international organization with the mandate to "coordinate and unify the petroleum policies" of its 12 members. The so-called **OPEC+** brings in Russia and other producers.

The **People's Bank of China (PBoC)** is the central bank of the People's Republic of China.

**Productivity** refers to the ratio of goods or services produced to the means of production used.

**Republican** is the abbreviation for "Republican Party", one of the two main parties in the United States.

The **Senate** is the smaller house in the bicameral Congress of the United States with a more advisory role.

The **S&P 500 Index** includes 500 leading U.S. companies capturing approximately 80% coverage of available U.S. market capitalization.

A **spread** is the difference in the quoted return on two investments, most commonly used in comparing bond yields.

The **STOXX Europe 600** Index includes 600 companies across 17 European Union countries.

The **Swiss Market Index (SMI)** includes 20 large and mid-cap stocks.

**TOPIX** refers to the Tokyo Stock Price Index.

**Treasuries** are bonds issued by the U.S. government.

**U.S.** is the United States.

**USD** is the currency code for the U.S. Dollar.

**Volatility** is the degree of variation of a trading-price series over time.

The **yield curve** shows the different rates for bonds of differing maturities but the same credit quality.

---

In Europe, Middle East and Africa as well as in Asia Pacific this material is considered marketing material, but this is not the case in the U.S. No assurance can be given that any forecast or target can be achieved. Forecasts are based on assumptions, estimates, opinions and hypothetical models which may prove to be incorrect. Past performance is not indicative of future returns. Performance refers to a nominal value based on price gains/losses and does not take into account inflation. Inflation will have a negative impact on the purchasing power of this nominal monetary value. Depending on the current level of inflation, this may lead to a real loss in value, even if the nominal performance of the investment is positive. Investments come with risk. The value of an investment can fall as well as rise and you might not get back the amount originally invested at any point in time. Your capital may be at risk. This document was produced in December 2024.



## Important note

### General

This document may not be distributed in Canada or Japan. This document is intended for retail or professional clients only. This document is being circulated in good faith by Deutsche Bank Aktiengesellschaft, its branches (as permitted in any relevant jurisdiction), affiliated companies and its officers and employees (collectively, "Deutsche Bank").

This material is for your information only and is not intended as an offer, or recommendation or solicitation of an offer to buy or sell any investment, security, financial instrument or other specific product, to conclude a transaction, or to provide any investment service or investment advice, or to provide any research, investment research or investment recommendation, in any jurisdiction, but is intended solely for information purposes. The information does not replace advice tailored to the individual circumstances of the investor.

All materials in this communication are meant to be reviewed in their entirety.

If a court of competent jurisdiction deems any provision of this disclaimer unenforceable, the remaining provisions will remain in full force and effect. This document has been prepared as a general market commentary without consideration of the investment needs, objectives or financial circumstances of any particular investor. Investments are subject to market risks which derive from the instrument or are specific to the instrument or attached to the particular issuer. Should such risks materialise, investors may incur losses, including (without limitation) a total loss of the invested capital. The value of investments can fall as well as rise and you may not recover the amount originally invested at any point in time. This document does not identify all the risks (direct or indirect) or other considerations which may be material to an investor when making an investment decision.

This document and all information included herein are provided "as is", "as available" and no representation or warranty of any kind, express, implied or statutory, is made by Deutsche Bank regarding any statement or information contained herein or in conjunction with this document. To the extent permissible under applicable laws and regulations, we are making no representation as to the profitability of any financial instrument or economic measure. All opinions, market prices, estimates, forward looking statements, hypothetical statements, forecast returns or other opinions leading to financial conclusions contained herein reflect Deutsche Bank's subjective judgment as of the date of this document. Without limitation, Deutsche Bank does not warrant the accuracy, adequacy, completeness, reliability, timeliness or availability of this communication or any information in this document and expressly disclaims liability for errors or omissions herein. Forward looking statements involve significant elements of subjective judgments and analyses and changes thereto and/or consideration of different or additional factors could have a material impact on the results indicated. Therefore, actual results may vary, perhaps materially, from the results contained herein.

Unless otherwise indicated in this document, all statements of opinion reflect the current assessment of Deutsche Bank, which may change at any time. Deutsche Bank does not assume any obligation to either update the information contained in this document or inform investors about available updated information. The information contained in this document is subject to change without notice and based on a number of assumptions, estimates, opinions and hypothetical models or analyses which – although, from the Bank's current point of view are based on adequate information – may not prove valid or turnout in the future to be accurate or correct and may be different from conclusions expressed by other departments within Deutsche Bank. Although the information contained in this document has been derived from sources that Deutsche Bank considers trustworthy and reliable, Deutsche Bank does not guarantee the completeness, fairness, or accuracy of the information and it should not be relied upon as such. This document may provide, for your convenience, references to websites and other external sources. Deutsche Bank takes no responsibility for their content and their content does not form any part of this document. Accessing such external sources is at your own risk.

To the extent permissible under applicable laws and regulations, this document is for discussion purposes only and is not intended to create any legally binding obligations on Deutsche Bank and Deutsche Bank is not acting as your financial advisor or in a fiduciary capacity unless otherwise expressly agreed by Deutsche Bank in writing. Before making an investment decision, investors need to consider, with or without the assistance of a financial professional, whether any investments and strategies described or provided by Deutsche Bank, are appropriate, in light of the investor's particular investment needs, objectives, financial circumstances, the possible risks and benefits of such investment decision. When making an investment decision, potential investors should not rely on this document but only on what is contained in the final offering documentation relating to the investment. As a global financial services provider, Deutsche Bank from time to time faces actual and potential conflicts of interest. Deutsche Bank's policy is to take all appropriate steps to maintain and operate effective organisational and administrative arrangements to identify and manage such conflicts. Senior management within Deutsche Bank are responsible for ensuring that Deutsche Bank's systems, controls and procedures are adequate to identify and manage conflicts of interest. Deutsche Bank does not give tax or legal advice, including in this document, and nothing in this document should be interpreted as Deutsche Bank providing any person with any investment advice. Investors should seek advice from their own tax experts, lawyers, and investment advisers in considering investments and strategies described by Deutsche Bank. Unless notified to the contrary in a particular case, investment instruments are not insured by any governmental entity, not subject to deposit

In Europe, Middle East and Africa as well as in Asia Pacific this material is considered marketing material, but this is not the case in the U.S. No assurance can be given that any forecast or target can be achieved. Forecasts are based on assumptions, estimates, opinions and hypothetical models which may prove to be incorrect. Past performance is not indicative of future returns. Performance refers to a nominal value based on price gains/losses and does not take into account inflation. Inflation will have a negative impact on the purchasing power of this nominal monetary value. Depending on the current level of inflation, this may lead to a real loss in value, even if the nominal performance of the investment is positive. Investments come with risk. The value of an investment can fall as well as rise and you might not get back the amount originally invested at any point in time. Your capital may be at risk. This document was produced in December 2024.



## Important note

protection schemes and not guaranteed, including by Deutsche Bank. This document may not be reproduced or circulated without Deutsche Bank's express written authorisation. Deutsche Bank expressly prohibits the distribution and transfer of this material to third parties. Deutsche Bank accepts no liability whatsoever arising from the use or distribution of this material or for any action taken or decision made in respect of investments mentioned in this document which the investor may have made or may make in the future.

The manner of circulation and distribution of this document may be restricted by law or regulation in certain countries, including, without limitation, the United States. This document is not directed to, or intended for distribution to or use by, any person or entity who is a citizen or resident of or located in any locality, state, country, or other jurisdiction where such distribution, publication, availability or use would be contrary to law or regulation or which would subject Deutsche Bank to any registration or licensing requirement within such jurisdiction not currently met. Persons into whose possession this document may come are required to inform themselves of, and to observe, such restrictions. Past performance is no guarantee of future results; nothing contained herein shall constitute any representation, warranty, or prediction as to future performance. Further information is available upon investor's request.

Deutsche Bank AG is a stock corporation ("Aktiengesellschaft") incorporated under the laws of the Federal Republic of Germany with its head office in Frankfurt am Main. It is registered with the district court ("Amtsgericht") in Frankfurt am Main under number HRB 30 000 and licensed to carry out banking business and to provide financial services. Supervisory authorities are the European Central Bank ("ECB"), Sonnemannstraße 22, 60314 Frankfurt am Main, Germany ([www.ecb.europa.eu](http://www.ecb.europa.eu)) and the German Federal Financial Supervisory Authority ("Bundesanstalt für Finanzdienstleistungsaufsicht" or "BaFin"), Graurheindorfer Straße 108, 53117 Bonn and Marie-Curie-Straße 24-28, 60439 Frankfurt am Main ([www.bafin.de](http://www.bafin.de)), and by the German Central Bank ("Deutsche Bundesbank"), Wilhelm-Epstein-Straße 14, 60431 Frankfurt am Main ([www.bundesbank.de](http://www.bundesbank.de)).

This document has neither been submitted to nor reviewed or approved by any of the above or below mentioned supervisory authorities.

### **For Residents of the United Arab Emirates**

This document is strictly private and confidential and is being distributed to a limited number of investors and must not be provided to any person other than the original recipient, and may not be reproduced or used for any other purpose. By receiving this document, the person or entity to whom it has been issued understands, acknowledges and agrees that this document has not been approved by the UAE Central Bank, the UAE Securities and Commodities Authority, the UAE Ministry of Economy or any other authorities in the UAE. No marketing of any financial products or services has been or will be made from within the United Arab Emirates and no subscription to any funds, securities, products or financial services may or will be consummated within the United Arab Emirates. This does not constitute a public offer of securities in the United Arab Emirates in accordance with the Commercial Companies Law, Federal Law No. 2 of 2015 (as amended from time to time) or otherwise. This document may only be distributed to "Professional Investors", as defined in the UAE Securities and Commodities Authority's Rulebook on Financial Activities and Reconciliation Mechanism (as amended from time to time).

### **For Residents of Kuwait**

This document has been sent to you at your own request. This presentation is not for general circulation to the public in Kuwait. The Interests have not been licensed for offering in Kuwait by the Kuwait Capital Markets Authority or any other relevant Kuwaiti government agency. The offering of the Interests in Kuwait on the basis a private placement or public offering is, therefore, restricted in accordance with Decree Law No. 31 of 1990 and the implementing regulations thereto (as amended) and Law No. 7 of 2010 and the bylaws thereto (as amended). No private or public offering of the Interests is being made in Kuwait, and no agreement relating to the sale of the Interests will be concluded in Kuwait. No marketing or solicitation or inducement activities are being used to offer or market the Interests in Kuwait.

### **For Residents of the Kingdom of Saudi Arabia**

This document may not be distributed in the Kingdom except to such persons as are permitted under the Investment Fund Regulations issued by the Capital Market Authority. The Capital Market Authority does not take any responsibility for the contents of this document, does not make any representation as to its accuracy or completeness, and expressly disclaims any liability whatsoever for any loss arising from, or incurred in reliance upon, any part of this document. Prospective subscribers of the securities should conduct their own due diligence on the accuracy of any information relating to securities. If you do not understand the contents of this document, you should consult an authorised financial adviser.

### **For Residents of Qatar**

This document has not been filed with, reviewed or approved by the Qatar Central Bank, the Qatar Financial Markets Authority, the Qatar Financial Centre Regulatory Authority or any other relevant Qatari governmental body or securities exchange or under any laws of the State of Qatar. This document does not constitute a public offering and is addressed

---

In Europe, Middle East and Africa as well as in Asia Pacific this material is considered marketing material, but this is not the case in the U.S. No assurance can be given that any forecast or target can be achieved. Forecasts are based on assumptions, estimates, opinions and hypothetical models which may prove to be incorrect. Past performance is not indicative of future returns. Performance refers to a nominal value based on price gains/losses and does not take into account inflation. Inflation will have a negative impact on the purchasing power of this nominal monetary value. Depending on the current level of inflation, this may lead to a real loss in value, even if the nominal performance of the investment is positive. Investments come with risk. The value of an investment can fall as well as rise and you might not get back the amount originally invested at any point in time. Your capital may be at risk. This document was produced in December 2024.





## Important note

only to the party to whom it has been delivered. No transaction will be concluded in Qatar and any inquiries or applications should be received, and allotments made, outside Qatar.

### For Residents of the Kingdom of Bahrain

This document does not constitute an offer for sale of, or participation in, securities, derivatives or funds marketed in Bahrain within the meaning of Bahrain Monetary Agency Regulations. All applications for investment should be received and any allotments should be made, in each case from outside of Bahrain. This document has been prepared for private information purposes of intended investors only who will be institutions. No invitation shall be made to the public in the Kingdom of Bahrain and this document will not be issued, passed to, or made available to the public generally. The Central Bank (CBB) has not reviewed, nor has it approved, this document or the marketing of such securities, derivatives or funds in the Kingdom of Bahrain.

### For Residents of South Africa

This document does not constitute or form a part of any offer, solicitation or promotion in South Africa. This document has not been filed with, reviewed or approved by the South African Reserve Bank, the Financial Sector Conduct Authority or any other relevant South African governmental body or securities exchange or under any laws of the Republic of South Africa.

### For Residents of Belgium

This document has been distributed in Belgium by Deutsche Bank AG acting through its Brussels Branch. Deutsche Bank AG is a stock corporation ("Aktiengesellschaft") incorporated under the laws of the Federal Republic of Germany and licensed to carry on banking business and to provide financial services subject to the supervision and control of the European Central Bank ("ECB") and the German Federal Financial Supervisory Authority ("BaFin"). Deutsche Bank AG, Brussels Branch, is also supervised in Belgium by the Financial Services and Markets Authority ("FSMA", [www.fsma.be](http://www.fsma.be)). The branch has its registered address at Marnixlaan 13-15, B-1000 Brussels and is registered under number VAT BE 0418.371.094, RPM/RPR Brussels. Further details are available on request or can be found at [www.deutschebank.be](http://www.deutschebank.be).

### For Residents of the United Kingdom

This document is a financial promotion as defined in Section 21 of the Financial Services and Markets Act 2000 and is approved by and communicated to you by DB UK Bank Limited. DB UK Bank Limited is a member of the Deutsche Bank group and is registered at Company House in England & Wales with company number 315841 with its registered Office: 21 Moorfields, London, United Kingdom, EC2Y 9DB. DB UK Bank Limited is authorised by the Prudential Regulation Authority and is regulated by the Financial Conduct Authority and the Prudential Regulation Authority. DB UK Bank Limited's Financial Services Registration Number is 140848. Deutsche Bank Aktiengesellschaft is incorporated in the Federal Republic of Germany and its members' liability is limited.

### For Residents of Hong Kong

This material is intended for: Professional Investors in Hong Kong. Furthermore, this material is provided to addressee only, further distribution of this material is strictly prohibited. This document and its contents are provided for information only. Nothing in this document is intended to be an offer of any investment or a solicitation or recommendation to buy or to sell an investment and should not be interpreted or construed as an offer, solicitation, or recommendation.

The contents of this document have not been reviewed by any regulatory authority in Hong Kong. You are advised to exercise caution in relation to the investments contained herein (if any). If you are in any doubt about any of the contents of this document, you should obtain independent professional advice.

This document has not been approved by the Securities and Futures Commission in Hong Kong ("SFC"), nor has a copy of this document been registered by the Registrar of Companies in Hong Kong, unless specified otherwise. The investments contained herein may or may not be authorised by the SFC. The investments may not be offered or sold in Hong Kong, by means of any document, other than (i) to "professional investors" as defined in the Securities and Futures Ordinance (Cap. 571 of the Laws of Hong Kong) ("SFO") and any rules made under the SFO, or (ii) in other circumstances which do not result in the document being a "prospectus" as defined in the Companies (Winding Up and Miscellaneous Provisions) Ordinance (Cap. 32 of the Laws of Hong Kong) (the "C(WUMP)O") or which do not constitute an offer to the public within the meaning of the C(WUMP)O. No person shall issue or possess for the purposes of issue, whether in Hong Kong or elsewhere, any advertisement, invitation or document relating to the investments, which is directed at, or the contents of which are likely to be accessed or read by, the public of Hong Kong (except if permitted to do so under the securities laws of Hong Kong) other than with respect to investments which are or are intended to be disposed of only to persons outside Hong Kong or only to "professional investors" as defined in the SFO and any rules made under the SFO.

### For Residents of Singapore

This material is intended for: Accredited Investors / Institutional Investors in Singapore. Furthermore, this material is provided to addressee only, further distribution of this material is strictly prohibited.

In Europe, Middle East and Africa as well as in Asia Pacific this material is considered marketing material, but this is not the case in the U.S. No assurance can be given that any forecast or target can be achieved. Forecasts are based on assumptions, estimates, opinions and hypothetical models which may prove to be incorrect. Past performance is not indicative of future returns. Performance refers to a nominal value based on price gains/losses and does not take into account inflation. Inflation will have a negative impact on the purchasing power of this nominal monetary value. Depending on the current level of inflation, this may lead to a real loss in value, even if the nominal performance of the investment is positive. Investments come with risk. The value of an investment can fall as well as rise and you might not get back the amount originally invested at any point in time. Your capital may be at risk. This document was produced in December 2024.



## Important note

### For Residents of the United States of America

In the United States, brokerage services are offered through Deutsche Bank Securities Inc., a broker-dealer and registered investment adviser, which conducts securities activities in the United States. Deutsche Bank Securities Inc. is a member of FINRA, NYSE and SIPC. Banking and lending services are offered through Deutsche Bank Trust Company Americas, member FDIC, and other members of the Deutsche Bank Group. In respect of the United States, see earlier statements made in this document. Deutsche Bank makes no representations or warranties that the information contained herein is appropriate or available for use in countries outside of the United States, or that services discussed in this document are available or appropriate for sale or use in all jurisdictions, or by all counterparties. Unless registered, licensed as otherwise may be permissible in accordance with applicable law, none of Deutsche Bank or its affiliates is offering any services in the United States or that are designed to attract US persons (as such term is defined under Regulation S of the United States Securities Act of 1933, as amended). This United States-specific disclaimer will be governed by and construed in accordance with the laws of the State of Delaware, without regard to any conflicts of law provisions that would mandate the application of the law of another jurisdiction.

### For Residents of Germany

This information is advertising. The texts do not meet all legal requirements to ensure the impartiality of investment and investment strategy recommendations or financial analyses. There is no prohibition for the compiler or for the company responsible for the compilation to trade with the respective financial instruments before or after the publication of these documents.

General information on financial instruments is contained in the brochures „Basic Information on Securities and Other Investments“, „Basic Information on Financial Derivatives“, „Basic Information on Forward Transactions“ and the information sheet „Risks in Forward Transactions“, which the customer can request from the Bank free of charge. Past performance or simulated performance is not a reliable indicator of future performance.

### For Residents of India

The investments mentioned in this document are not being offered to the Indian public for sale or subscription. This document is not registered and/or approved by the Securities and Exchange Board of India, the Reserve Bank of India, or any other governmental/ regulatory authority in India. This document is not and should not be deemed to be a “prospectus” as defined under the provisions of the Companies Act, 2013 (18 of 2013) and the same shall not be filed with any regulatory authority in India. Pursuant to the Foreign Exchange Management Act, 1999 and the regulations issued there under, any investor resident in India may be required to obtain prior special permission of the Reserve Bank of India before making investments outside of India including any investments mentioned in this document.

### For Residents of Italy

This report is distributed in Italy by Deutsche Bank S.p.A., a bank incorporated and registered under Italian law subject to the supervision and control of Banca d'Italia and CONSOB. Its registered office is located at Piazza del Calendario 3 – 20126 Milan (Italy) and is registered with the Chamber of Commerce of Milan, VAT and fiscal code number 001340740156, part of the interbank fund of deposits protection, enrolled in the Bank Register and the head of Deutsche Bank Banking Group, enrolled in the register of the Banking Groups pursuant to Legislative Decree September 1st, 1993 n. 385 and subject to the direction and coordination activity of Deutsche Bank AG, Frankfurt am Main (Germany).

### For Residents of Luxembourg

This report is distributed in Luxembourg by Deutsche Bank Luxembourg S.A., a bank incorporated under the laws of the Grand Duchy of Luxembourg in the form of a public limited company (Société Anonyme), subject to the supervision and control of the European Central Bank (“ECB”) and Commission de Surveillance du Secteur Financier (“CSSF”). Its registered office is located at 2, boulevard Konrad Adenauer, 1115 Luxembourg, Grand Duchy of Luxembourg and is registered with Luxembourg Registre de Commerce et des Sociétés (“RCS”) under number B 9.164.

### For Residents of Spain

Deutsche Bank, Sociedad Anónima Española Unipersonal is a credit institution regulated by the Bank of Spain and the CNMV and registered in their respective Official Registries under the Code 019. Deutsche Bank, Sociedad Anónima Española Unipersonal may only undertake the financial services and banking activities that fall within the scope of its existing license. The principal place of business in Spain is located in Paseo de la Castellana number 18, 28046 - Madrid. Registered in the Mercantile Registry of Madrid, Volume 28100, Book 0, Folio 1, Section 8, Sheet M506294, Registration 2. NIF: A08000614. This information has been distributed by Deutsche Bank, Sociedad Anónima Española Unipersonal.

### For Residents of Portugal

Deutsche Bank AG, Portugal Branch is a credit institution regulated by the Bank of Portugal and the Portuguese Securities Commission (“CMVM”), registered with numbers 43 and 349, respectively and with commercial registry number 980459079. Deutsche Bank AG, Portugal Branch may only undertake the financial services and banking activities that fall within the scope of its existing license. The registered address is Rua Castilho, 20, 1250-069 Lisbon, Portugal.

In Europe, Middle East and Africa as well as in Asia Pacific this material is considered marketing material, but this is not the case in the U.S. No assurance can be given that any forecast or target can be achieved. Forecasts are based on assumptions, estimates, opinions and hypothetical models which may prove to be incorrect. Past performance is not indicative of future returns. Performance refers to a nominal value based on price gains/losses and does not take into account inflation. Inflation will have a negative impact on the purchasing power of this nominal monetary value. Depending on the current level of inflation, this may lead to a real loss in value, even if the nominal performance of the investment is positive. Investments come with risk. The value of an investment can fall as well as rise and you might not get back the amount originally invested at any point in time. Your capital may be at risk. This document was produced in December 2024.



## Important note

### **For Residents of Austria**

This document is distributed by Deutsche Bank AG Vienna Branch, registered in the commercial register of the Vienna Commercial Court under number FN 140266z. Deutsche Bank AG's Vienna branch is also supervised by the Austrian Financial Market Authority (FMA), Otto-Wagner-Platz 5, 1090 Vienna. This document has neither been submitted to nor approved by the aforementioned supervisory authorities.

### **For Residents of the Netherlands**

This document is distributed by Deutsche Bank AG, Amsterdam Branch, with registered address at De entree 195 (1101 HE) in Amsterdam, the Netherlands, and registered in the Netherlands trade register under number 33304583 and in the register within the meaning of Section 1:107 of the Netherlands Financial Supervision Act (Wet op het financieel toezicht). This register can be consulted through [www.dnb.nl](http://www.dnb.nl).

### **For Residents of France**

Deutsche Bank AG is an authorised credit institution, subject to the overall supervision of the European Central Bank and BaFin, the German Federal Financial Supervisory Authority. Its various branches are locally supervised, for certain activities, by the competent banking authorities, such as the Prudential Control and Resolution Authority (Autorité de Contrôle Prudentiel de Résolution, "ACPR") and the Financial Markets Authority (Autorité des Marchés Financiers, "AMF") in France.

Any reproduction, representation, distribution or redistribution, in whole or in part, of the contents of this document in any medium or by any process whatsoever, as well as any sale, resale, retransmission or making available to third parties in any manner whatsoever, is prohibited. This document may not be reproduced or distributed without our written permission.

© 2024 Deutsche Bank AG. All rights reserved.


Publication date: December 10, 2024

Image credits: Deutsche Bank

056058 121024

---

In Europe, Middle East and Africa as well as in Asia Pacific this material is considered marketing material, but this is not the case in the U.S. No assurance can be given that any forecast or target can be achieved. Forecasts are based on assumptions, estimates, opinions and hypothetical models which may prove to be incorrect. Past performance is not indicative of future returns. Performance refers to a nominal value based on price gains/losses and does not take into account inflation. Inflation will have a negative impact on the purchasing power of this nominal monetary value. Depending on the current level of inflation, this may lead to a real loss in value, even if the nominal performance of the investment is positive. Investments come with risk. The value of an investment can fall as well as rise and you might not get back the amount originally invested at any point in time. Your capital may be at risk. This document was produced in December 2024.



# Rethinking performance, sustainably.

SailGP, the world's most exciting sail racing league, is coming to Germany for the first time! Deutsche Bank is proud to be co-title partner of the Germany SailGP team, as they aim for a winning performance powered by nature.

Find out how to watch at:  
[deutschewealth.com/sailgp](https://deutschewealth.com/sailgp)

**Deutsche Bank**

**August 16–17, 2025**  
Sassnitz, Rügen

Deutsche Bank is founding and co-title partner



Photo: Andrew Baker for SailGP